

ONEIDA COUNTY BOARD OF LEGISLATORS

ONEIDA COUNTY OFFICE BUILDING ♦ 800 PARK AVENUE ♦ UTICA, N.Y. 13501-2977

Gerald J. Fiorini
Chairman
(315) 798-5900

Mitale Billard
Clerk
(315) 798-5404

George Joseph
Majority Leader

Frank D. Tallarino
Minority Leader

EXPEDITED COMMUNICATIONS FOR DISTRIBUTION July 8, 2015

(Correspondence relating to upcoming legislation, appointments, petitions, etc)

<u>FILE NO.</u>	<u>COMMITTEE</u>	<u>PAGES</u>
2015-247.2	Public Works, Ways & Means	2-3
2015-250	Health & Human Services, Ways & Means	4-5
2015-251	Ways & Means	6-43
2015-252	Ways & Means	44-49
2015-253	Economic Development & Tourism, Ways & Means	50-71
2015-254	Ways & Means	72-75
2015-255	Ways & Means	76-79
2015-256	Ways & Means	80
2015-257	Public Works, Ways & Means	81-82

AVAILABLE ON WEBSITE ONLY
www.ocgov.net



Oneida County Department of Planning
Boehlert Center at Union Station, 321 Main Street, Utica, NY 13501


May 21, 2015

Anthony J. Picente, Jr.
Oneida County Executive
800 Park Avenue
Utica, NY 13501

FN 20 15-247.2

PUBLIC WORKS

WAYS & MEANS



Dear County Executive Picente:

As you are aware, Oneida County has had an operating surplus of funds and these funds have been used to support local flood mitigation projects in 2014. The County wants to continue to build upon these regional flood mitigation efforts to repair local infrastructure damaged by past storms. The County has a partner in the Sauquoit Creek Basin Intermunicipal Commission (SCBIC). The SCBIC has worked tirelessly with shared personnel and equipment from member jurisdictions to address to flood mitigation projects in the watershed. The SCBIC has proposed to stabilize banks and fix critical infrastructure in the Village of Whitestown and Town of Paris.

To further these efforts, I request Oneida County fund two projects to address flooding in our region in the amount of \$215,000. In order to process these funds so work on the two flood mitigation projects can start quickly, Board approval is required to finalize the contract execution between Oneida County and the Sauquoit Creek Basin Intermunicipal Commission to disperse the funds.

The Oneida County funds will be used for materials and equipment rentals and matched with local in-kind labor and equipment to do much more than the \$215,000 grant being awarded. The intermunicipal cooperation by the SCBIC is a model for the type of shared activities that we as a county support as good stewards of our taxpayer's money. Not only will Paris and Whitesboro benefit from this grant money but also the communities in the watershed as we cooperatively work together to mitigate the effects of flooding.

Thank you for your assistance in this matter.

Sincerely,

John R. Kent, Jr.

John R. Kent, Jr.
Commissioner

Reviewed and Approved for submittal to the
Oneida County Board of Legislators by

Anthony J. Picente, Jr.
Anthony J. Picente, Jr.
County Executive

Date 6/17/15

RE: AUTHORIZATION FOR ONEIDA COUNTY TO GRANT FLOOD MITIGATION FUNDS TO THE SAUQUOIT CREEK BASIN INTERMUNICIPAL COMMISSION (SCBIC) TOTALING UP TO \$215,000

WHEREAS, Oneida County Executive Anthony J. Picente, Jr., is in receipt of correspondence from John R. Kent, Jr., Commissioner of Planning, requesting funds to the Sauquoit Creek Basin Intermunicipal Commission in their efforts to address flooding in Oneida County in the amount of \$215,000, and

WHEREAS, the SCBIC proposes work to stabilize banks and fix critical infrastructure in the Village of Whitestown and Town of Paris located in the Sauquoit Creek Basin as submitted and prioritized by the Sauquoit Creek Basin Intermunicipal Commission and

WHEREAS, the SCBIC has the capability and intermunicipal support by the member communities to complete and administer the two projects in accordance with the terms of the agreement; and

WHEREAS, should the funds be approved, the Sauquoit Creek Basin Intermunicipal Commission will be responsible for the implementation and administration of the funds, as well as additional in-kind labor to implement the flood repair and mitigation projects approved in the agreement now, therefore, be it hereby

WHEREAS, the County deems it desirable to appropriate a sum of money to support the efforts as a cost effective manner to reduce flooding impacts and future flooding related events, and

RESOLVED, that the County Executive is hereby authorized to execute such documents, and enter into agreement with the Sauquoit Creek Basin Intermunicipal Commission, for the implementation and administration of the grant.

APPROVED: Ways & Means Committee

DATED:

Adopted by the following vote:

AYES ___ NAYS ___

ONEIDA COUNTY HEALTH DEPARTMENT

Adirondack Bank Building, 5th Floor, 185 Genesee St., Utica, NY 13501

ANTHONY J. PICENTE, JR.
ONEIDA COUNTY EXECUTIVE



PHYLLIS D. ELLIS, BSN, MS, F.A.C.H.E.
DIRECTOR OF HEALTH

ADMINISTRATION

Phone: (315) 798-6400 Fax: (315) 266-6138

June 5, 2015

FN 20

15-250

Anthony J. Picente, Jr.
Oneida County Executive
800 Park Avenue
Utica, New York 13501

HEALTH & HUMAN SERVICES

WAYS & MEANS

Dear Mr. Picente:

Attached are three (3) copies of an Agreement between Oneida County through its Health Department and eClinical Works, LLC.

eClinical Works, LLC will provide an electronic health record system to meet Oneida County's current and future clinical needs and to achieve meaningful use. The intent is to improve patient care, public health disease management, identification of trends and best clinical practices as well as the improvement of Oneida county Health Department's internal operational efficiencies.

The term of this Agreement shall become effective on June 1, 2015 and remain in effect through May 31, 2020. Total reimbursement to eClinical Works, LLC will be in the amount of \$86,680.

This is not mandated by Public Health Law.

If this Agreement meets with your approval, please forward to the Board of Legislators.

Sincerely,


Phyllis D. Ellis, BSN, MS, FACHE
Director of Health

attachments
ry

Reviewed and Approved for submittal to the
Oneida County Board of Legislators by


Anthony J. Picente, Jr.
County Executive

Date

6/22/15

Oneida County Department: Public Health

Competing Proposal:

Only Respondent:

Sole Source:

Other: X

NAME AND ADDRESS OF VENDOR: Michael McKenna, Sales Coordinator
eClinical Works
2 Technology Drive
Westborough, Massachusetts 01581

SUMMARY STATEMENT: eClinical Works, LLC will provide an electronic health record system to meet Oneida County's current and future clinical needs and to achieve meaningful use. The intent is to improve patient care, public health disease management, identification of trends and best clinical practices as well as the improvement of Oneida County Health Department's internal operational efficiencies.

DATES OF OPERATION: June 1, 2015 through May 31, 2020 (60 Months)


TOTAL FUNDING REQUESTED: \$86,680

 X NEW RENEWAL AMENDMENT APPLICATION

EXPENSE ACCOUNT: A4012.495

REVENUE ACCOUNT: A3401.03

5



ONEIDA COUNTY BOARD OF LEGISLATORS

ONEIDA COUNTY OFFICE BUILDING ♦ 800 PARK AVENUE ♦ UTICA, N.Y. 13501-2977

Gerald J. Fiorini
Chairman
(315) 798-5900

Mikale Billard
Clerk
(315) 798-5404

George Joseph
Majority Leader

Frank D. Tallarino
Minority Leader

June 23, 2015

FN 20 15-251

Board of Legislators
County of Oneida
800 Park Avenue
Utica, New York 13501

WAYS & MEANS

RE: **Final Approval of Consolidated Agricultural District # 6 -to Include the Towns of Bridgewater, Marshall, Paris and Sangerfield**

Honorable Members:

Attached is a packet of information for the final approval of the 8-year review of Oneida County Consolidated Agricultural District #6, now including the towns of Bridgewater, Marshall, Paris and Sangerfield.

It is recommended by the Oneida County Farmland Protection Board to modify the district to include 261 landowners and 33,774.24 acres of farmland. As part of the County's plan to consolidate districts within the County, the boundaries of District #6 were modified to follow municipal boundaries of these towns and the attached documentation will show that this district has been restructured to better reflect geographic boundaries of common agricultural communities.

I respectfully request that this issue be considered by the Board at the meeting of **July 8, 2015.**

Respectfully submitted,

Gerald J. Fiorini
Chairman of the Board

GJF/pp
attachments

**ONEIDA COUNTY FARMLAND PROTECTION BOARD REPORT FOR
ONEIDA COUNTY AGRICULTURAL DISTRICT #6
TOWNS OF BRIDGEWATER, MARSHALL, PARIS & SANGERFIELD
JUNE 2015**

1. INTRODUCTION

This report presents the findings of the Oneida County Agricultural and Farmland Protection Board's 2014, eight year review and final recommendations to the County Legislature for Agricultural District #6 in Oneida County in the Towns of Bridgewater, Marshall, Paris, and Sangerfield.

2. DISTRICT REVIEW

2.1 Consideration of Review Factors

Section 303-a of Article 25AA of the New York State Agriculture and Markets Law lists the factors that the Oneida County Agricultural and Farmland Protection Board (FPB) must consider when reviewing an agricultural district. The following text represents the results of the review of these factors as they relate to the review of Oneida County Agricultural District #6.

2.1.1 The nature and status of farming and farm resources within such district, including the total number of acres of land and the total number of acres of land in farm operations in the district

The majority of farmland in District #6 is related to dairy operations. This district also has a significant amount of cropland.

The 2015 modifications to District #6 would add 4390.9 acres to the district and increase the size of the district to 33,774.24 acres. Part of the reason for the increase can be attributed to the Farmland Protection Board's efforts to identify potential properties and sending letters to the landowners notifying them of their eligibility and the benefits of being in an Agricultural District. Another reason for the increase is more general landowner awareness of the benefits of having their property within an Agricultural District.

NOTE: The 2015 modifications to District #6 include properties added under Section 303-b of Article 25AA since 2007.

2.1.2 The extent to which the district has achieved its original objectives

Farming continues to be the predominant land use in all towns within the district. The Town of Paris while experiencing a significant level of residential development over the past several years continues to have a substantial level of agricultural activity. Threats to continued agricultural production include an increase in residential development along rural roads and low prices for milk and other agricultural products. These factors have led to an overall decline in the amount of capital investment farmers have put into their operations over the past several years.

2.1.3 The extent to which county and local comprehensive plans, policies, and objectives are consistent with and support the district

County Policies

The county adopted a Farmland Protection Plan in 2000. The following three main objectives were outlined in the plan: 1) Agricultural Economic Development- foster an economic climate that supports and promotes the retention and expansion of agricultural businesses within the county; 2) Ag Awareness/Ag Promotion- educate consumers as to the importance of agriculture in today's society, encourage agricultural producers to explore more direct marketing methods and alternative enterprises; and 3) Farmland Protection- to make government, primarily at the town and county level, more sensitive to the needs of agriculture. The county did receive a grant from the New York State Department of Agriculture and Markets in 2015 to update the 2000 Farmland Protection Plan. The new plan should be in place in 2016.

In related efforts, the County adopted a right-to-farm law in January 1998. The County also has an agricultural economic development specialist whose efforts include helping existing farmers stay in business and enabling retiring farmers to sell their land to buyers who will continue to farm the land.

Oneida County does not have a comprehensive plan.

Local Policies

Town of Bridgewater

The Town of Bridgewater, including the Village of Bridgewater (which dissolved in 2014) adopted a comprehensive plan in 1994. The plan notes that there are roughly 4,000 acres in the town devoted to agricultural use (1994). The plan also notes that the zoning classification for the majority of the town is Residential-Agricultural. The plan does not identify any specific goals or objectives relating to agriculture.



Town of Marshall

The Town of Marshall adopted an updated comprehensive plan in 2013. The plan focuses much attention on agriculture and its importance to the town. The plan has several recommendations related to agriculture including: identifying farms that could be receiving an agricultural assessment but aren't and encouraging them to apply for the assessment; encouraging and supporting the New York State Agricultural Districts program; encouraging diversification of agriculture; promoting agri-tourism and small scale agri-businesses; encouraging farmers to consider purchase of development rights as funds at the state level become available.

Town of Paris

The Town of Paris adopted an updated comprehensive plan in 2014. The plan notes that even though the town has seen significant residential development over the past several decades that agricultural is still a vital component of the town and accounts for nearly 54% of the town's total land area. Several Actions are identified within the plan to help preserve the town's agrarian economy. Those Actions include: ensuring that new development does not create conflicts with agricultural operations as part of a review process; focusing development in existing settled areas and hamlets; allow a wide range of farm-based businesses to allow for farmer diversification; increasing awareness of the New York State Agricultural Districts program; evaluating the possibility of creating a purchase of conservation easements program for the conservation of agricultural lands and prime agricultural soils.

Town of Sangerfield

The Town of Sangerfield does not have a comprehensive plan in place at this time. However, the town, working with a consultant, has a draft plan that is expected to be adopted in 2015. Some of the goals of the plan are to support enrollment of properties into OC District #6 and promoting the benefits of having property within a NYS Agricultural District; having the Town Assessor increase awareness of agricultural exemption; updating the town's zoning and subdivision regulations to encourage clustering of residential development of agricultural lands; and making agriculture the primary land use in the town's agricultural zoning districts to clearly indicate support for agricultural operations.

In summary all of the town's in District #6 have a comprehensive plan in place and all of the plans note the importance of agriculture within their town, especially the town of Marshall.

2.1.4 The degree of coordination between local laws, ordinances, rules and regulations that apply to farm operations in such district and their influence on farming.

Town of Bridgewater

The Town of Bridgewater has zoning regulations in effect. Lands within District #6 are zoned Rural -Agricultural (R-A). The purpose of the R-A District is to “insure the availability of land and prevent undue penetration of urban development into agricultural districts because residential use districts may not be compatible with the continued farming practices now enjoyed in the Town of Bridgewater.” Farms and farm buildings for related agricultural activities, pastures, orchards, tree nurseries, and reforestation areas are identified as permitted uses within the R-A District.

Town of Marshall

The Town of Marshall has zoning regulations in effect. Lands within District #6 are zoned Agricultural (A). Farms, nurseries, truck gardens, and other usual agricultural operations, including accessory buildings and uses are identified as permitted by right uses within the A District. The term “other usual agricultural operations” is not defined. It is anticipated that the zoning regulations adopted in 2002 will be updated in the near future to reflect the goals and objectives of the 2013 comprehensive plan.

As part of the town’s commitment to preserving agriculture, the Town of Marshall also adopted a Right to Farm Law in 1997. The law establishes the right of existing agricultural operations to continue their operations and supports their expansion. The law also encourages new operations and supportive agricultural businesses. Finally the law also requires notice to prospective nonresidential landowners that they are near a farm operation and that operation has the right to continue to operate. They are the only town in Oneida County that has a Right to Farm Law in place.

Town of Paris

The Town of Paris has zoning regulations in effect. The majority of lands within District #6 are zoned Agriculture and Residential (AR). However there are a few parcels that are zoned Residential (R). Agriculture, greenhouses, plant nurseries, and commercial horse boarding are allowed within the AR District by right provided they are within a NYS Agricultural District. If any of these are not within a NYS Agricultural District then they must go through the town’s site plan review process. Riding academies are allowed within the AR District after site plan review. Agriculture is permitted by right within the R District if the property is within a NYS Agricultural District. However, greenhouses, plant nurseries, commercial horse boarding, and riding academies are not permitted within the R District, even if they

are within a NYS Agricultural District. This prohibition could be in conflict with NYS Agriculture and Markets Law.

Town of Sangerfield

The Town of Sangerfield has zoning regulations in effect. Lands within District #6 are zoned Agricultural-Residential (A-R). The A-R District allows farms and farm buildings, pastures, orchards, nurseries, and one & two family dwellings for hired hands as permitted principal uses. Roadside stands and farm buildings are permitted accessory uses.

Village of Waterville

There are a few parcels in District #6 that are within the Village of Waterville. Customary agricultural operations are permitted in the R-1 District, provided that no odors are produced and/or dust producing substances are used within one hundred (100) feet of any property line.

3. RECOMMENDATION TO CONTINUE, TERMINATE, OR MODIFY DISTRICT

The Oneida County Agricultural & Farmland Protection Board recommends that Agricultural District #6 be modified to include the 261 landowners and 33,774.24 acres of farmland shown on the attached list. It is further recommended that the Oneida County Board of Legislators renew the district, as modified, for an additional eight-year period, and forward the modified district to the NYS Commissioner of Agriculture and Markets for approval and recertification.

**ONEIDA COUNTY AGRICULTURAL DISTRICT #6
BRIDGEWATER-MARSHALL-PARIS-SANGERFIELD
GENERAL DESCRIPTION OF DISTRICT
JUNE 2015**

The town line of Augusta and the Madison County line form the western boundary for District #6. The eastern boundary is the Herkimer County line. The northern boundaries are the Kirkland and New Hartford town lines. The Madison County line also forms the southern boundary.

ONEIDA COUNTY AGRICULTURAL DISTRICT #6 2015 REVIEW

FARM	PIN	MUNICIPALITY	OWNER	ACRES	COMMENT
1	366.000-1-7.1	MARSHALL	ADAMS, RICHARD & TORIO, RITA	59.74	
1	366.000-1-7.1	MARSHALL	ADAMS, RICHARD & TORIO, RITA	50.46	
2	398.000-1-24.2	SANGERFIELD	ALBERDING, DOUGLAS P.	7.96	NEW 2015
2	398.000-1-24.2	SANGERFIELD	ALBERDING, DOUGLAS P.	23.51	NEW 2015
2	392.010-3-37.3	WATERVILLE	ALBERDING, DOUGLAS P.	0.79	NEW 2015
3	398.000-2-21.3	SANGERFIELD	ALBERDING, ROBERT	20.83	NEW 2015
3	392.010-3-36.2	WATERVILLE	ALBERDING, ROBERT	15.54	NEW 2015
4	398.000-1-25	SANGERFIELD	ALBERDING, DAVID & BRENDA	12.81	NEW 2015
4	398.000-1-25	SANGERFIELD	ALBERDING, DAVID & BRENDA	40.43	NEW 2015
5	391.000-1-41	SANGERFIELD	ALCOTT, BRAD	1.10	ALREADY IN - UPDATED INFO
5	391.000-1-40	SANGERFIELD	ALCOTT, BRAD	11.85	ALREADY IN - UPDATED INFO
6	392.000-2-7.1	SANGERFIELD	ALLEN, GARY	13.22	NEW 2015
6	392.000-2-7.1	SANGERFIELD	ALLEN, GARY	15.91	NEW 2015
6	392.011-1-58.1	WATERVILLE	ALLEN, GARY	1.01	NEW 2015
6	392.011-1-58.1	WATERVILLE	ALLEN, GARY	18.81	NEW 2015
6	392.011-1-58.1	WATERVILLE	ALLEN, GARY	50.00	NEW 2015
7	384.000-1-1	MARSHALL	BALDWIN, RICHARD & SHARON	21.24	
7	384.000-1-1	MARSHALL	BALDWIN, RICHARD & SHARON	14.54	
7	384.000-1-1	MARSHALL	BALDWIN, RICHARD & SHARON	23.93	
7	384.000-1-3	MARSHALL	BALDWIN, RICHARD & SHARON	21.97	
7	384.000-1-3	MARSHALL	BALDWIN, RICHARD & SHARON	46.03	
7	384.000-1-3	MARSHALL	BALDWIN, RICHARD & SHARON	71.19	
7	375.000-1-35.1	MARSHALL	BALDWIN, RICHARD & SHARON	23.51	
8	365.000-1-38.1	MARSHALL	BARKER, WELLINGTON & KATHERI*	77.45	
8	365.000-1-42	MARSHALL	BARKER, WELLINGTON & KATHERI*	17.76	
8	365.000-1-4.1	MARSHALL	BARKER, WELLINGTON & KATHERI*	62.78	
9	368.009-1-1.2	PARIS	BARLETTY, WILLIS	28.47	
10	399.000-1-31	SANGERFIELD	BARNES, THOMAS C. SR.	12.80	NEW 2015
10	399.000-1-4.1	SANGERFIELD	BARNES, THOMAS C. SR.	69.02	NEW 2015
10	393.000-1-21.3	SANGERFIELD	BARNES, THOMAS C. SR.	115.75	NEW 2015

12

ONEIDA COUNTY AGRICULTURAL DISTRICT #6 2015 REVIEW

11	398,000-2-12	SANGERFIELD	BARTLETT, TIMOTHY	0.12	OWNER CHANGE 2015
11	398,000-2-12	SANGERFIELD	BARTLETT, TIMOTHY	188.46	OWNER CHANGE 2015
12	367,000-1-58.1	PARIS	BARTLETT, WILLIS	8.33	
12	368,009-1-12.3	PARIS	BARTLETT, WILLIS	91.00	
13	397,000-1-33.2	SANGERFIELD	BASSETT, SUSAN J.	3.29	
13	397,000-1-33.3	SANGERFIELD	BASSETT, SUSAN J.	6.65	
14	396,000-1-8	BRIDGEWATER	BAYLIS, JOHN R.	45.69	
14	396,000-1-3	BRIDGEWATER	BAYLIS, JOHN R.	0.20	
14	396,000-1-3	BRIDGEWATER	BAYLIS, JOHN R.	28.60	
14	387,000-1-4	BRIDGEWATER	BAYLIS, JOHN R.	12.80	
15	392,000-1-12	SANGERFIELD	BENJAMIN WOOD	63.94	ALREADY IN - UPDATED INFO 2015
15	392,000-1-3	SANGERFIELD	BENJAMIN WOOD	47.09	ALREADY IN - UPDATED INFO 2015
16	360,000-1-1	PARIS	BENTLEY SEVEN, INC.	4.62	
16	360,000-1-1	PARIS	BENTLEY SEVEN, INC.	51.16	
17	394,000-1-16	BRIDGEWATER	BIEL, DANIEL J. SR	85.26	NEW 2015
18	364,001-1-31	MARSHALL	BISHOPP, TROY	18.21	ALREADY IN, UPDATED DATA
19	357,000-2-16	PARIS	BOGAN, GERALD H.	9.29	
19	357,000-2-17.2	PARIS	BOGAN, GERALD H.	12.22	
20	382,000-1-5.3	MARSHALL	BOGAN, THOMAS	15.82	NEW 2015
20	382,000-1-5.1	MARSHALL	BOGAN, THOMAS	61.50	NEW 2015
21	404,000-2-13.1	SANGERFIELD	BRACKETT, GEORGE	128.49	
22	367,000-1-61	PARIS	BRAY, RONALD	46.03	
22	367,000-1-61	PARIS	BRAY, RONALD	49.97	
22	357,000-2-7.1	PARIS	BRAY, RONALD	25.38	
23	376,000-1-24.2	PARIS	BRENNAN, MATT	10.27	OWNER CHANGE 2015
23	376,000-1-24.1	PARIS	BRENNAN, MATT	18.10	OWNER CHANGE 2015
23	376,000-1-24.1	PARIS	BRENNAN, MATT	19.30	OWNER CHANGE 2015
23	376,000-1-4	PARIS	BRENNAN, MATT	99.65	OWNER CHANGE 2015
23	376,000-1-4	PARIS	BRENNAN, MATT	47.19	OWNER CHANGE 2015
23	376,000-1-6.2	PARIS	BRENNAN, MATT	98.94	OWNER CHANGE 2015
23	367,000-1-10	PARIS	BRENNAN, MATT	154.41	NEW 2015
24	385,000-2-2.1	PARIS	BRENNAN, NORMAN R. & MELISSA	0.49	
24	375,000-1-28	MARSHALL	BRENNAN, NORMAN R. & MELISSA	126.05	
24	375,000-1-28	MARSHALL	BRENNAN, NORMAN R. & MELISSA	21.19	
24	375,000-1-21	MARSHALL	BRENNAN, NORMAN R. & MELISSA	1.29	
24	375,000-1-28	MARSHALL	BRENNAN, NORMAN R. & MELISSA	4.44	
24	375,000-1-29	MARSHALL	BRENNAN, NORMAN R. & MELISSA	24.30	
24	375,000-1-29	MARSHALL	BRENNAN, NORMAN R. & MELISSA	33.94	
24	375,000-1-29	MARSHALL	BRENNAN, NORMAN R. & MELISSA	46.17	
24	385,000-2-36	PARIS	BRENNAN, NORMAN R. & MELISSA	3.25	
24	385,000-2-4	PARIS	BRENNAN, NORMAN R. & MELISSA	3.30	

ONEIDA COUNTY AGRICULTURAL DISTRICT #6 2015 REVIEW

24	385,000-2-2.1	PARIS	BRENNAN, NORMAN R. & MELISSA	7.38	
24	385,000-2-3	PARIS	BRENNAN, NORMAN R. & MELISSA	53.28	
24	385,000-2-3	PARIS	BRENNAN, NORMAN R. & MELISSA	3.26	
24	385,000-2-1	PARIS	BRENNAN, NORMAN R. & MELISSA	61.90	
24	376,000-1-3.2	PARIS	BRENNAN, NORMAN R. & MELISSA	10.44	
24	376,000-1-3.1	PARIS	BRENNAN, NORMAN R. & MELISSA	11.47	
24	375,000-2-5	PARIS	BRENNAN, NORMAN R. & MELISSA	32.06	
24	375,000-2-5	PARIS	BRENNAN, NORMAN R. & MELISSA	17.21	
24	357,000-2-17.3	PARIS	BRENNAN, NORMAN R. & MELISSA	21.75	
25	374,000-1-27.3	MARSHALL	BROUILLETTE, JOHN & JULIA	20.87	
25	374,000-1-12.1	MARSHALL	BROUILLETTE, JOHN & JULIA	69.19	
25	374,000-1-12.2	MARSHALL	BROUILLETTE, JOHN & JULIA	7.10	
25	374,000-1-12.1	MARSHALL	BROUILLETTE, JOHN & JULIA	0.44	
25	374,000-1-12.1	MARSHALL	BROUILLETTE, JOHN & JULIA	106.59	
25	365,000-1-36.1	MARSHALL	BROUILLETTE, JOHN & JULIA	74.12	
25	376,000-1-10.1	PARIS	BROUILLETTE, JOHN & JULIA	9.85	
25	376,000-1-10.1	PARIS	BROUILLETTE, JOHN & JULIA	15.31	
25	376,000-1-10.1	PARIS	BROUILLETTE, JOHN & JULIA	51.94	
26	383,000-1-12.1	MARSHALL	BROUILLETTE, JOHN & WIFE	30.04	
26	383,000-1-9	MARSHALL	BROUILLETTE, JOHN & WIFE	223.90	
27	406,000-1-21.1	BRIDGEWATER	BROWN, CHRISTOPHER J.	16.97	
28	382,000-1-29.1	MARSHALL	BUDLONG, ALICE	21.42	FARMER DECEASED WIDOW DOES NOT FARM 2015
29	357,000-2-48.1	PARIS	BURMASTER, ROSEMARY	3.87	
29	357,000-2-3	PARIS	BURMASTER, ROSEMARY	10.41	
30	364,000-1-16.1	MARSHALL	BUSCHMANN, JOHN A.	273.96	OWNER CHANGE 2015
31	373,000-1-21	MARSHALL	BUSCHOR, MARY LOU & ROBERT W	53.43	
31	373,000-1-21	MARSHALL	BUSCHOR, MARY LOU & ROBERT W	45.40	
31	373,000-1-21	MARSHALL	BUSCHOR, MARY LOU & ROBERT W	27.43	
31	373,000-1-21	MARSHALL	BUSCHOR, MARY LOU & ROBERT W	19.14	
32	397,000-1-10	SANGERFIELD	BUSHEE, RICHARD	20.06	ALREADY IN, UPDATED DATA 2015
32	397,000-1-3	SANGERFIELD	BUSHEE, RICHARD	55.05	ALREADY IN, UPDATED DATA 2015
32	397,000-1-10	SANGERFIELD	BUSHEE, RICHARD	35.83	ALREADY IN, UPDATED DATA 2015
32	391,000-1-46.2	SANGERFIELD	BUSHEE, RICHARD	19.75	ALREADY IN, UPDATED DATA 2015
32	391,000-1-35	SANGERFIELD	BUSHEE, RICHARD	21.96	ALREADY IN, UPDATED DATA 2015
32	391,000-1-46.2	SANGERFIELD	BUSHEE, RICHARD	31.73	ALREADY IN, UPDATED DATA 2015

5

ONEIDA COUNTY AGRICULTURAL DISTRICT #6 2015 REVIEW

32	391.000-1-46.2	SANGERFIELD	BUSHEE, RICHARD	10.36	ALREADY IN, UPDATED DATA 2015
32	391.000-1-35	SANGERFIELD	BUSHEE, RICHARD	40.02	ALREADY IN, UPDATED DATA 2015
32	391.000-1-39.2	SANGERFIELD	BUSHEE, RICHARD	0.90	ALREADY IN, UPDATED DATA 2015
32	391.000-1-39.2	SANGERFIELD	BUSHEE, RICHARD	154.07	ALREADY IN, UPDATED DATA 2015
32	391.000-1-54	SANGERFIELD	BUSHEE, RICHARD	38.82	ALREADY IN, UPDATED DATA 2015
32	391.000-1-39.2	SANGERFIELD	BUSHEE, RICHARD	58.75	ALREADY IN, UPDATED DATA 2015
33	398.000-1-2	SANGERFIELD	BUSHEE, RICHARD & MABEL	18.00	
33	398.000-1-2	SANGERFIELD	BUSHEE, RICHARD & MABEL	0.94	
33	391.000-1-47	SANGERFIELD	BUSHEE, RICHARD & MABEL	0.83	
34	401.000-1-24.2	BRIDGEWATER	BUTTON, STEVEN L.	41.74	ALREADY IN - NEW OWNER 2015
35	365.000-1-22	MARSHALL	CALVARY GOSPEL CHURCH	15.10	
35	365.000-1-22	MARSHALL	CALVARY GOSPEL CHURCH	1.71	
36	368.000-2-15.1	PARIS	CANARELLI, FRANK	15.01	ALREADY IN - UPDATED INFO 2015
37	406.000-1-18	BRIDGEWATER	CAREY, PAUL	65.53	
38	358.000-1-81.2	PARIS	CARUCCI, ANDREW	36.46	SUBDIVIDED - NEW OWNER 2015
39	385.000-2-29.1	PARIS	CARUSO CATTLE CO. INC.	171.94	
40	375.000-1-27	MARSHALL	CATTAIL CREEK FARMS	79.16	ALREADY IN - NEW OWNER 2015
40	375.000-1-24	MARSHALL	CATTAIL CREEK FARMS	9.78	ALREADY IN - NEW OWNER 2015
40	375.000-1-24	MARSHALL	CATTAIL CREEK FARMS	79.72	ALREADY IN - NEW OWNER 2015
40	385.000-2-2.5	PARIS	CATTAIL CREEK FARMS	16.95	ALREADY IN - NEW OWNER 2015
40	376.000-1-30.1	PARIS	CATTAIL CREEK FARMS	8.13	ALREADY IN - NEW OWNER 2015
40	376.000-1-30.1	PARIS	CATTAIL CREEK FARMS	39.36	ALREADY IN - NEW OWNER 2015
41	367.000-1-45.1	PARIS	CAVALLO, TOM	113.89	
42	373.000-1-11	MARSHALL	CHAMPION, DALE & JEANETTE	2.90	
42	373.000-1-11	MARSHALL	CHAMPION, DALE & JEANETTE	1.31	
42	363.000-2-12	MARSHALL	CHAMPION, DALE & JEANETTE	30.47	
43	382.000-1-16.1	MARSHALL	CHRZANOWSKI, PETER	56.21	
43	382.000-1-16.1	MARSHALL	CHRZANOWSKI, PETER	46.74	

15

ONEIDA COUNTY AGRICULTURAL DISTRICT #6 2015 REVIEW

44	364,000-1-66	MARSHALL	CIRCLE C FARM	26.93	
44	365,000-1-39.1	MARSHALL	CIRCLE C FARM	20.87	
44	365,000-1-44.1	MARSHALL	CIRCLE C FARM	15.03	
45	369,000-1-10	PARIS	CLARK TIMOTHY	22.21	ALREADY IN - OWNER CHANGE 2015
46	383,000-1-61.1	MARSHAL	CLEARLY STEPHEN P.	1.47	NEW 2015
46	383,000-1-61.1	MARSHAL	CLEARLY STEPHEN P.	5.52	NEW 2015
46	383,000-1-61.1	MARSHAL	CLEARLY STEPHEN P.	52.64	NEW 2015
46	383,000-1-61.1	MARSHAL	CLEARLY STEPHEN P.	267.81	NEW 2015
47	382,000-1-19	MARSHALL	COLLINS FARM REALTY	63.50	ALREADY IN - NEW OWNERSHIP
47	382,000-1-21.1	MARSHALL	COLLINS FARM REALTY	2.59	ALREADY IN - NEW OWNERSHIP
47	382,000-1-21.1	MARSHALL	COLLINS FARM REALTY	39.90	ALREADY IN - NEW OWNERSHIP
47	375,000-1-6	MARSHALL	COLLINS FARM REALTY	2.77	ALREADY IN - NEW OWNER 2015
47	375,000-1-6	MARSHALL	COLLINS FARM REALTY	82.60	ALREADY IN - NEW OWNER 2015
47	366,000-1-35	MARSHALL	COLLINS FARM REALTY	10.09	ALREADY IN - NEW OWNER 2015
47	375,000-1-2.2	MARSHALL	COLLINS FARM REALTY	40.38	ALREADY IN - NEW OWNER 2015
47	375,000-1-3	MARSHALL	COLLINS FARM REALTY	60.41	ALREADY IN - NEW OWNER 2015
47	366,000-1-27.1	MARSHALL	COLLINS FARM REALTY	131.31	ALREADY IN - NEW OWNER 2015
47	366,000-1-32.1	MARSHALL	COLLINS FARM REALTY	89.39	ALREADY IN - NEW OWNER 2015
47	366,000-1-27.1	MARSHALL	COLLINS FARM REALTY	61.00	ALREADY IN - NEW OWNER 2015
47	366,000-1-15	MARSHALL	COLLINS FARM REALTY	44.58	ALREADY IN - NEW OWNER 2015
47	366,000-1-15	MARSHALL	COLLINS FARM REALTY	24.44	ALREADY IN - NEW OWNER 2015
47	360,000-1-19.1	PARIS	COLLINS FARM REALTY	28.92	NEW 2015
47	359,000-1-12.1	PARIS	COLLINS FARM REALTY	35.73	NEW 2015
47	359,000-1-18.1	PARIS	COLLINS FARM REALTY	31.90	NEW 2015
47	375,000-1-38	MARSHALL	COLLINS FARM REALTY	2.78	NEW 2015
47	375,000-1-38	MARSHALL	COLLINS FARM REALTY	26.79	NEW 2015
47	375,000-1-39.1	MARSHALL	COLLINS FARM REALTY	74.31	NEW 2015
47	375,000-1-39.1	MARSHALL	COLLINS FARM REALTY	6.78	NEW 2015
47	375,000-1-39.1	MARSHALL	COLLINS FARM REALTY	18.52	NEW 2015
47	375,000-1-39.1	MARSHALL	COLLINS FARM REALTY	67.56	NEW 2015
47	366,000-1-9.1	MARSHALL	COLLINS FARM REALTY	36.92	ALREADY IN - UPDATED INFO 2015

16

ONEIDA COUNTY AGRICULTURAL DISTRICT #6 2015 REVIEW

47	366,000-2-38	PARIS	COLLINS FARM REALTY	22.42	ALREADY IN - UPDATED INFO 2015
47	366,000-1-12.1	MARSHALL	COLLINS FARM REALTY	6.05	NEW 2015
47	366,000-1-29	MARSHALL	COLLINS FARM REALTY	49.76	ALREADY IN - UPDATED INFO 2015
47	366,000-1-30	MARSHALL	COLLINS FARM REALTY	10.45	NEW 2015
47	375,000-1-42.2	MARSHALL	COLLINS FARM REALTY	32.24	ALREADY IN - UPDATED INFO 2015
47	366,000-1-4.3	MARSHALL	COLLINS FARM REALTY	20.23	ALREADY IN - UPDATED INFO 2015
48	387,000-2-5.2	PARIS	COLLINS, CYNTHIA M.	2.96	NEW 2015
48	387,000-2-5.1	PARIS	COLLINS, CYNTHIA M.	6.84	NEW 2015
48	387,000-2-5.1	PARIS	COLLINS, CYNTHIA M.	74.46	NEW 2015
49	391,000-1-31	SANGERFIELD	COPE, GARRY	24.28	ALREADY IN - OWNER CHANGE 2015
49	391,000-1-31	SANGERFIELD	COPE, GARRY	39.24	ALREADY IN - OWNER CHANGE 2015
50	382,000-1-2.2	MARSHALL	CORNISH, MYLES	7.87	
51	404,000-2-4.1	SANGERFIELD	CROMP, DOUGLAS	33.77	ALREADY IN REAPPLIED 2015
51	405,000-1-1.1	SANGERFIELD	CROMP, DOUGLAS	124.20	ALREADY IN REAPPLIED 2015
51	404,000-2-1.7	SANGERFIELD	CROMP, DOUGLAS	16.01	ALREADY IN REAPPLIED 2015
51	405,000-1-1.1	SANGERFIELD	CROMP, DOUGLAS	38.45	ALREADY IN REAPPLIED 2015
51	399,000-1-32.2	SANGERFIELD	CROMP, DOUGLAS	33.42	ALREADY IN REAPPLIED 2015
51	399,000-1-38	SANGERFIELD	CROMP, DOUGLAS	11.40	NEW 2015
52	369,000-1-14.2		CROMP, WALTER	60.77	ALREADY IN REAPPLIED 2015
52	369,000-1-14.1	PARIS	CROMP, WALTER	14.94	
53	408,000-1-6	BRIDGEWATER	CURTIN DAIRY, LP	20.91	
53	407,000-2-14.4	BRIDGEWATER	CURTIN DAIRY, LP	1.02	
53	407,000-2-14.1	BRIDGEWATER	CURTIN DAIRY, LP	30.38	
53	407,000-2-2.1	BRIDGEWATER	CURTIN DAIRY, LP	22.11	
53	401,000-1-25.2	BRIDGEWATER	CURTIN DAIRY, LP	114.28	
53	401,000-1-45.1	BRIDGEWATER	CURTIN DAIRY, LP	34.73	
53	402,000-1-12	BRIDGEWATER	CURTIN DAIRY, LP	67.01	
53	401,000-1-45.1	BRIDGEWATER	CURTIN DAIRY, LP	7.26	
53	401,000-1-42.6	BRIDGEWATER	CURTIN DAIRY, LP	53.96	
53	401,000-1-25.2	BRIDGEWATER	CURTIN DAIRY, LP	1.64	
53	401,000-1-31.1	BRIDGEWATER	CURTIN DAIRY, LP	107.31	
53	401,000-1-19.1	BRIDGEWATER	CURTIN DAIRY, LP	30.25	
53	401,000-1-14	BRIDGEWATER	CURTIN DAIRY, LP	34.52	
53	401,000-1-8	BRIDGEWATER	CURTIN DAIRY, LP	27.61	
53	401,000-1-11	BRIDGEWATER	CURTIN DAIRY, LP	42.74	
53	401,000-1-9.1	BRIDGEWATER	CURTIN DAIRY, LP	169.99	
53	401,000-1-9.1	BRIDGEWATER	CURTIN DAIRY, LP	102.95	

17

ONEIDA COUNTY AGRICULTURAL DISTRICT #6 2015 REVIEW

53	401,000-1-9.1	BRIDGEWATER	CURTIN DAIRY, LP	1.18	
53	401,000-1-8	BRIDGEWATER	CURTIN DAIRY, LP	64.87	
53	395,000-2-23	BRIDGEWATER	CURTIN DAIRY, LP	30.36	
53	395,000-2-23	BRIDGEWATER	CURTIN DAIRY, LP	137.30	
53	395,000-2-20.2	BRIDGEWATER	CURTIN DAIRY, LP	8.85	
53	395,000-2-20.1	BRIDGEWATER	CURTIN DAIRY, LP	105.50	
53	395,000-2-33	BRIDGEWATER	CURTIN DAIRY, LP	47.82	
53	395,000-2-35	BRIDGEWATER	CURTIN DAIRY, LP	34.57	
53	395,000-1-13	BRIDGEWATER	CURTIN DAIRY, LP	165.15	
53	395,000-2-51	BRIDGEWATER	CURTIN DAIRY, LP	0.75	
53	395,000-2-18.1	BRIDGEWATER	CURTIN DAIRY, LP	150.86	
53	395,000-2-51	BRIDGEWATER	CURTIN DAIRY, LP	8.15	
53	395,000-2-51	BRIDGEWATER	CURTIN DAIRY, LP	140.74	
53	395,000-1-17	BRIDGEWATER	CURTIN DAIRY LP	201.27	
53	395,000-1-8.2	BRIDGEWATER	CURTIN DAIRY, LP	124.40	
53	395,000-2-13	BRIDGEWATER	CURTIN DAIRY, LP	91.53	
53	394,000-1-8	BRIDGEWATER	CURTIN DAIRY, LP	42.66	
54	403,000-1-34.1	SANGERFIELD	CZERNIAK, GREGORY	171.59	ALREADY IN - UPDATED DATA 2015
55	385,000-1-2	MARSHALL	DACKOWSKY, JOHN & OLGA	31.53	
55	385,000-2-34	PARIS	DACKOWSKY, JOHN & OLGA	42.02	
56	364,000-1-36	MARSHALL	DANGLER, JANET	27.35	NEW 2015
57	387,000-2-2.1	PARIS	DAVIES, ALAN	71.39	NEW 2015
58	400,000-1-32.1	BRIDGEWATER	DEAK, WANDA	75.97	
59	386,000-2-1.7	PARIS	DECICCO, JOSEPH & JOHANN	5.06	NEW 2015
59	386,000-2-1.5	PARIS	DECICCO, JOSEPH & JOHANN	52.15	NEW 2015
60	358,000-1-9	PARIS	DEMOYNE, ZAMMILLIO	129.97	
61	408,000-1-2.1	BRIDGEWATER	DIBBLE, RICHARD S. & CAROLINE	41.74	NEW 2015
61	408,000-1-2.1	BRIDGEWATER	DIBBLE, RICHARD S. & CAROLINE	173.24	NEW 2015
62	403,000-1-29.4	SANGERFIELD	DIEHL, G. ALAN & CONSTANCE M.	105.47	NEW 2015
62	403,000-1-30.3	SANGERFIELD	DIEHL, G. ALAN & CONSTANCE M.	16.17	NEW 2015
62	403,000-1-31	SANGERFIELD	DIEHL, G. ALAN & CONSTANCE M.	0.67	NEW 2015
63	391,000-2-8.2	MARSHALL	DIEHL, STEPHEN & LINDA	11.79	
64	358,000-1-8.1	PARIS	DINIOTTO, DEBORAH	27.04	NEW 2015
64	358,000-1-8.4	PARIS	DINIOTTO, DEBORAH	1.94	NEW 2015
65	387,000-2-1.2	PARIS	DONAHOE, JEFFREY J.	137.25	ALREADY IN - NEW OWNER 2015
66	367,000-1-65.7	PARIS	DUH, JOSEPH & CARMELA	5.56	
66	367,000-1-65.10	PARIS	DUH, JOSEPH & CARMELA	16.02	
67	384,000-1-28.1	MARSHALL	DURANT, MELVIN & JANICE	58.46	
67	384,000-1-5.1	MARSHALL	DURANT, MELVIN & JANICE	29.66	
67	384,000-1-5.1	MARSHALL	DURANT, MELVIN & JANICE	99.80	
68	373,000-1-37.1	MARSHALL	EDICK, DAVID	1.99	

18

ONEIDA COUNTY AGRICULTURAL DISTRICT #6 2015 REVIEW

69	391.000-1-5	SANGERFIELD	EDWARDS, LEE C.	21.68	NEW 2015
70	373.000-1-8	MARSHALL	EISENHUTT, KEITH A.	4.22	NEW 2015
70	374.000-1-6.2	MARSHALL	EISENHUTT, KEITH A.	26.12	NEW 2015
70	374.000-1-6.1	MARSHALL	EISENHUTT, KEITH A.	4.00	NEW 2015
70	374.000-1-6.2	MARSHALL	EISENHUTT, KEITH A.	28.98	NEW 2015
71	365.000-1-48	MARSHALL	EISENHUTT, THOMAS A.	34.98	NEW 2015
72	364.000-1-40	MARSHALL	EISENHUTT, ALFRED	97.22	ALREADY IN - OWNER CHANGE 2015
73	383.000-1-11.1	MARSHALL	EISENHUTT, HARRY & ROSEMARY	93.35	ALREADY IN - UPDATED DATA
73	383.000-1-11.1	MARSHALL	EISENHUTT, HARRY & ROSEMARY	82.14	ALREADY IN - UPDATED DATA
73	373.000-1-9	MARSHALL	EISENHUTT, HARRY & ROSEMARY	3.09	
73	373.000-2-5	MARSHALL	EISENHUTT, HARRY & ROSEMARY	0.51	ALREADY IN - UPDATED DATA 2015
73	373.000-2-5	MARSHALL	EISENHUTT, HARRY & ROSEMARY	20.10	ALREADY IN - UPDATED DATA 2015
73	374.000-1-13	MARSHALL	EISENHUTT, HARRY & ROSEMARY	78.37	ALREADY IN - UPDATED DATA 2015
73	373.000-2-12.1	MARSHALL	EISENHUTT, HARRY & ROSEMARY	128.52	NEW 2015
74	397.000-1-20.1	SANGERFIELD	ELLIOTT, LOWELL K	81.32	
74	397.000-1-20.1	SANGERFIELD	ELLIOTT, LOWELL K	9.99	
74	397.000-1-20.1	SANGERFIELD	ELLIOTT, LOWELL K	68.04	
75	384.000-1-28.2	MARSHALL	ERLICHMAN, JAMES	53.89	
75	384.000-1-28.2	MARSHALL	ERLICHMAN, JAMES	83.43	
76	357.000-2-10	PARIS	FADEL, LEO J.	19.11	
76	357.000-2-10	PARIS	FADEL, LEO J.	21.16	
77	369.000-1-18	PARIS	FAGAN, WILLIAM	17.75	NEW 2015
77	385.000-2-22	PARIS	FAVILLE, JOHN R.	40.32	NEW 2015
77	386.000-2-2	PARIS	FAVILLE, JOHN R.	36.13	
78	407.000-3-3.1	BRIDGEWATER	FITGH, WILLARD & WF	5.43	
78	407.000-3-3.1	BRIDGEWATER	FITGH, WILLARD & WF	212.33	
78	406.000-1-16	BRIDGEWATER	FITGH, WILLARD & WF	33.52	
78	407.018-1-2.1	BRIDGEWATER	FITGH, WILLARD & WF	30.27	
78	407.018-1-2.1	BRIDGEWATER	FITGH, WILLARD & WF	13.62	
79	407.000-2-9	BRIDGEWATER	FITGH, WILLARD J.	3.08	
80	375.000-2-10.5	PARIS	FITZGERALD, DAVID	56.43	ALREADY IN - DATA UPDATED 2015
80	375.000-2-10.5	PARIS	FITZGERALD, DAVID	23.97	ALREADY IN - DATA UPDATED 2015
80	375.000-2-10.5	PARIS	FITZGERALD, DAVID	9.46	ALREADY IN - DATA UPDATED 2015
80	375.000-2-10.5	PARIS	FITZGERALD, DAVID	23.57	ALREADY IN - DATA UPDATED 2015

61

ONEIDA COUNTY AGRICULTURAL DISTRICT #6 2015 REVIEW

81	384.000-1-36	MARSHALL	FORD, BRADLEY	35.47	
81	384.000-1-30.1	MARSHALL	FORD, BRADLEY	15.47	
81	384.000-1-36	MARSHALL	FORD, BRADLEY	46.76	
81	384.000-1-30.1	MARSHALL	FORD, BRADLEY	17.06	
81	384.000-1-30.1	MARSHALL	FORD, BRADLEY	59.14	
81	376.000-1-2.2	PARIS	FORD, BRADLEY	22.27	
81	376.000-1-2.2	PARIS	FORD, BRADLEY	24.28	
81	376.000-1-2.2	PARIS	FORD, BRADLEY	37.12	
81	367.000-1-69	PARIS	FORD, BRADLEY	96.62	
82	366.000-1-42.1	MARSHALL	FORD, DANIEL J.	64.42	ALREADY IN - NEW OWNER 2015
83	366.000-1-31	MARSHALL	FORD, EDWARD & DONNA	77.12	NEW 2015
83	366.000-1-31	MARSHALL	FORD, EDWARD & DONNA	26.20	NEW 2015
83	366.000-1-12.2	MARSHALL	FORD, EDWARD & DONNA	2.03	NEW 2015
83	366.000-1-11	MARSHALL	FORD, EDWARD & DONNA	31.90	NEW 2015
83	366.000-1-11	MARSHALL	FORD, EDWARD & DONNA	26.77	NEW 2015
83	357.000-1-2.1	MARSHALL	FORD, EDWARD & DONNA	42.27	NEW 2015
85	394.000-1-7	BRIDGEWATER	FOSTER, RICHARD	38.51	ALREADY IN - UPDATED INFO 2015
86	385.000-2-28	PARIS	FOSTER, RICHARD & GLENDA	16.49	
88	385.000-2-43	PARIS	FROST, ELEANOR & ROBERT	6.91	
88	385.000-2-15	PARIS	FROST, ELEANOR & ROBERT	83.98	
88	376.000-1-23	PARIS	FROST, ELEANOR & ROBERT	0.59	ALREADY IN - UPDATED INFO 2015
88	376.000-1-26	PARIS	FROST, ELEANOR & ROBERT	104.69	
88	376.000-1-26	PARIS	FROST, ELEANOR & ROBERT	14.88	
88	376.000-1-26	PARIS	FROST, ELEANOR & ROBERT	12.90	
88	376.000-1-26	PARIS	FROST, ELEANOR & ROBERT	5.42	
88	376.000-1-23	PARIS	FROST, ELEANOR & ROBERT	138.45	ALREADY IN - UPDATED INFO 2015
88	376.000-1-26	PARIS	FROST, ELEANOR & ROBERT	16.34	
88	376.000-1-23	PARIS	FROST, ELEANOR & ROBERT	49.26	ALREADY IN - UPDATED INFO 2015
88	376.000-1-5	PARIS	FROST, ELEANOR & ROBERT	62.06	ALREADY IN - UPDATED INFO 2015
88	366.000-2-44	PARIS	FROST, ELEANOR & ROBERT	2.27	ALREADY IN - UPDATED INFO 2015
89	375.000-2-7	PARIS	FROST, FRANKLIN	13.01	
89	376.000-1-1.1	PARIS	FROST, FRANKLIN	10.86	
89	375.000-2-4.1	PARIS	FROST, FRANKLIN	28.85	
89	375.000-2-4.1	PARIS	FROST, FRANKLIN	11.75	
89	376.000-1-1.1	PARIS	FROST, FRANKLIN	24.64	
89	376.000-1-1.1	PARIS	FROST, FRANKLIN	4.11	

22

ONEIDA COUNTY AGRICULTURAL DISTRICT #6 2015 REVIEW

89	376,000-1-1.1	PARIS	FROST, FRANKLIN	47.60	
89	367,000-1-70.1	PARIS	FROST, FRANKLIN	65.48	
91	369,000-1-15.1	PARIS	FUOCO, ROSEMARY	63.61	ALREADY IN - UPDATED INFO 2015
91	369,000-1-15.1	PARIS	FUOCO, ROSEMARY	6.58	ALREADY IN - UPDATED INFO 2015
91	369,000-1-8	PARIS	FUOCO, ROSEMARY	48.93	ALREADY IN - UPDATED INFO 2015
92	357,000-2-14	PARIS	FURNER, JOHN E.	7.55	NEW 2015
93	375,000-1-14	MARSHALL	FURNER, SCOTT & DEBORAH	0.83	
93	375,000-1-13	MARSHALL	FURNER, SCOTT & DEBORAH	26.28	
93	366,000-1-23	MARSHALL	FURNER, SCOTT & DEBORAH	6.21	
93	366,000-1-23	MARSHALL	FURNER, SCOTT & DEBORAH	2.47	
93	375,000-2-1	PARIS	FURNER, SCOTT & DEBORAH	58.19	
93	375,000-2-1	PARIS	FURNER, SCOTT & DEBORAH	6.23	
93	366,000-2-30.2	PARIS	FURNER, SCOTT & DEBORAH	9.81	
93	366,000-2-30.2	PARIS	FURNER, SCOTT & DEBORAH	2.70	
93	366,000-2-30.2	PARIS	FURNER, SCOTT & DEBORAH	24.47	
94	359,000-1-13	PARIS	GAFFNEY, EMILY	0.22	ALREADY IN - UPDATED INFO 2015
94	359,000-1-15	PARIS	GAFFNEY, EMILY	54.87	
95	391,000-1-39.3	SANGERFIELD	GALLAGHER FARMS REALTY LLC	105.75	ALREADY IN - NEW OWNER 2015
95	364,000-1-54.2	MARSHALL	GALLAGHER FARMS REALTY LLC	45.68	ALREADY IN - NEW OWNER 2015
95	391,000-2-11	MARSHALL	GALLAGHER FARMS REALTY LLC	13.82	ALREADY IN - NEW OWNER 2015
95	373,000-1-12	MARSHALL	GALLAGHER FARMS REALTY LLC	0.61	ALREADY IN - NEW OWNER 2015
95	373,000-1-12	MARSHALL	GALLAGHER FARMS REALTY LLC	0.18	ALREADY IN - NEW OWNER 2015
95	373,000-1-12	MARSHALL	GALLAGHER FARMS REALTY LLC	53.67	ALREADY IN - NEW OWNER 2015
95	391,000-2-10	MARSHALL	GALLAGHER FARMS REALTY LLC	6.99	ALREADY IN - NEW OWNER 2015
95	382,000-1-22.4	MARSHALL	GALLAGHER FARMS REALTY LLC	63.56	ALREADY IN - NEW OWNER 2015
95	373,000-1-15.2	MARSHALL	GALLAGHER FARMS REALTY LLC	65.31	ALREADY IN - NEW OWNER 2015
95	373,000-1-22.1	MARSHALL	GALLAGHER FARMS REALTY LLC	23.35	ALREADY IN - NEW OWNER 2015
95	373,000-1-24	MARSHALL	GALLAGHER FARMS REALTY LLC	7.87	ALREADY IN - NEW OWNER 2015

2

ONEIDA COUNTY AGRICULTURAL DISTRICT #6 2015 REVIEW

95	365,000-1-23.1	MARSHALL	GALLAGHER FARMS REALTY LLC	58.73	ALREADY IN - NEW OWNER 2015
95	365,000-1-26.1	MARSHALL	GALLAGHER FARMS REALTY LLC	88.56	ALREADY IN - NEW OWNER 2015
95	364,000-1-58.2	SANGERFIELD	GALLAGHER FARMS REALTY LLC	1.34	NEW 2015
95	391,000-1-9.1	SANGERFIELD	GALLAGHER FARMS REALTY LLC	25.35	NEW 2015
95	391,000-1-9.1	SANGERFIELD	GALLAGHER FARMS REALTY LLC	37.09	NEW 2015
95	364,000-1-8.2	MARSHALL	GALLAGHER FARMS REALTY LLC	68.43	NEW 2015
96	398,000-1-22	SANGERFIELD	GALLAGHER, PAUL & CINDY	73.21	ALREADY IN - UPDATED INFO 2015
96	398,000-1-20	SANGERFIELD	GALLAGHER, PAUL & CINDY	24.96	ALREADY IN - UPDATED INFO 2015
96	392,019-1-6	SANGERFIELD	GALLAGHER, PAUL & CINDY	6.29	ALREADY IN - UPDATED INFO 2015
96	392,000-2-18	SANGERFIELD	GALLAGHER, PAUL & CINDY	11.79	ALREADY IN - UPDATED INFO 2015
96	392,000-3-21.1	SANGERFIELD	GALLAGHER, PAUL & CINDY	38.13	ALREADY IN - UPDATED INFO 2015
96	392,000-3-21.1	SANGERFIELD	GALLAGHER, PAUL & CINDY	140.78	ALREADY IN - UPDATED INFO 2015
96	392,015-1-5	SANGERFIELD	GALLAGHER, PAUL & CINDY	20.79	ALREADY IN - UPDATED INFO 2015
97	397,000-1-26	SANGERFIELD	GANUNG, DEBBIE DOREMUS	24.29	
98	407,000-2-19	BRIDGEWATER	GATES, JAMES A.	71.70	NEW 2015
99	400,000-1-4	BRIDGEWATER	GATES, WILLIAM & WF	138.50	
100	408,000-1-10	BRIDGEWATER	GEORGE, ANTHONY & CHARLEEN	72.62	
101	387,000-2-1	PARIS	GILBERT, J. SR. & WF & ETAL	2.64	
101	387,000-2-1	PARIS	GILBERT, J. SR. & WF & ETAL	40.12	
102	404,000-2-1.1	SANGERFIELD	GOEDEKER, WERNER	38.39	NEW 2015
102	404,000-2-1.1	SANGERFIELD	GOEDEKER, WERNER	23.52	NEW 2015
103	366,000-1-14	MARSHALL	GOLDSTEIN, JEFFREY & CYNTHIA	84.70	
103	366,000-1-14	MARSHALL	GOLDSTEIN, JEFFREY & CYNTHIA	17.34	
103	366,000-1-2.1	MARSHALL	GOLDSTEIN, JEFFREY & CYNTHIA	24.10	
103	366,000-1-14	MARSHALL	GOLDSTEIN, JEFFREY & CYNTHIA	96.38	
103	366,000-2-39	PARIS	GOLDSTEIN, JEFFREY & CYNTHIA	58.95	
104	358,000-1-81	PARIS	GOLDSTEIN, JEFFREY & CYNTHIA	5.95	
105	387,000-2-11.2	PARIS	GOLDSTEIN, SYDNEY D.	5.03	
106	364,000-1-5.1	MARSHALL	GOODIER, HOMER W	3.39	NEW 2015
107	363,000-2-5.1	MARSHALL	GOODSON, HARRY W.	34.09	ALREADY IN - UPDATED INFO 2015
			GOODSON, MARK E.	2.41	ALREADY IN - UPDATED INFO 2015

22

ONEIDA COUNTY AGRICULTURAL DISTRICT #6 2015 REVIEW

107	363,000-2-3	MARSHALL	GOODSON, MARK E.	21.73	ALREADY IN - UPDATED INFO 2015
107	363,000-2-5-2	MARSHALL	GOODSON, MARK E.	7.42	ALREADY IN - UPDATED INFO 2015
107	363,000-2-5-1	MARSHALL	GOODSON, MARK E.	46.57	ALREADY IN - UPDATED INFO 2015
108	364,000-1-5-4	MARSHALL	GOODSON, MARK, HARRY, & ION	15.61	
109	383,000-1-33-2	MARSHALL	GREEN, IVAR & MARY	40.91	
109	383,000-1-8	MARSHALL	GREEN, IVAR & MARY	59.69	
109	383,000-1-4	MARSHALL	GREEN, IVAR & MARY	17.61	
109	383,000-1-8	MARSHALL	GREEN, IVAR & MARY	9.26	
109	374,000-1-31.1	MARSHALL	GREEN, IVAR & MARY	101.39	
110	381,000-2-16	MARSHALL	GREEN, PETER	52.65	
110	382,000-1-33	MARSHALL	GREEN, PETER	95.51	
110	382,000-1-26	MARSHALL	GREEN, PETER	2.37	
110	382,000-1-25	MARSHALL	GREEN, PETER	25.05	
110	382,000-1-25	MARSHALL	GREEN, PETER	80.14	
110	382,000-1-33	MARSHALL	GREEN, PETER	155.68	
110	364,000-1-60	MARSHALL	GREEN, PETER	4.13	
110	391,000-1-2	SANGERFIELD	GREEN, PETER	0.85	
111	358,000-1-10.1	PARIS	GROVE, NANCY	129.97	ALREADY IN - NEW OWNER 2015
111	358,000-1-10.3	PARIS	GROVE, NANCY	2.59	NEW 2015
112	368,000-2-27.1	PARIS	GRUEN, S. DANIEL & SHARON K.	71.17	NEW 2015
113	403,000-1-21	SANGERFIELD	GUILLIANO, CARL	0.14	
113	403,000-1-21	SANGERFIELD	GUILLIANO, CARL	165.49	
114	407,014-1-59	BRIDGEWATER	HAAR, CHRISTOPHER	9.43	ALREADY IN - UPDATED INFO 2015
115	403,000-1-29.2	SANGERFIELD	HAJDASZ, HAJDALBERT	0.36	
115	403,000-1-29.2	SANGERFIELD	HAJDASZ, HAJDALBERT	67.18	
116	403,000-1-34.3	SANGERFIELD	HAJDASZ, ALBERT & EILEEN	56.81	
116	403,000-1-14	SANGERFIELD	HAJDASZ, ALBERT & EILEEN	33.33	
116	403,000-1-9	SANGERFIELD	HAJDASZ, ALBERT & EILEEN	9.63	
117	378,000-1-5.1	PARIS	HELLESKOV, ERIK	107.02	ALREADY IN - NEW OWNER 2015
118	367,000-1-9.1	PARIS	HILBERT, ROBERT & TANYA	152.74	ALREADY IN - UPDATED INFO 2015
119	366,000-1-28	MARSHALL	HORTH, ROBERT	36.20	ALREADY IN - UPDATED INFO 2015
120	376,000-1-16.1	PARIS	HUMPHREYS FARMS	11.45	ALREADY IN - UPDATED INFO 2015
120	376,000-1-18.1	PARIS	HUMPHREYS FARMS	94.41	ALREADY IN - UPDATED INFO 2015

27

ONEIDA COUNTY AGRICULTURAL DISTRICT #6 2015 REVIEW

120	376,000-1-21.1	PARIS	HUMPHREYS FARMS	57.72	ALREADY IN - UPDATED INFO 2015
120	376,000-1-13	PARIS	HUMPHREYS FARMS	2.10	ALREADY IN - NEW OWNER 2015
120	376,000-1-14.2	PARIS	HUMPHREYS FARMS	91.99	ALREADY IN - NEW OWNER 2015
120	376,000-1-14.1	PARIS	HUMPHREYS FARMS	192.95	ALREADY IN - NEW OWNER 2015
120	376,000-1-9.2	PARIS	HUMPHREYS FARMS	50.16	ALREADY IN - NEW OWNER 2015
120	376,000-1-9.2	PARIS	HUMPHREYS FARMS	24.36	ALREADY IN - NEW OWNER 2015
120	366,000-2-1.1	PARIS	HUMPHREYS FARMS	3.25	ALREADY IN - UPDATED INFO 2015
120	366,000-2-1.1	PARIS	HUMPHREYS FARMS	18.20	ALREADY IN - UPDATED INFO 2015
120	357,000-2-3.1	PARIS	HUMPHREYS FARMS	41.63	ALREADY IN - UPDATED INFO 2015
120	403,000-1-18	SANGERFIELD	HUMPHREYS FARM INC.	8.57	
120	403,000-1-13	SANGERFIELD	HUMPHREYS FARM INC.	7.87	
120	403,000-1-13	SANGERFIELD	HUMPHREYS FARM INC.	6.06	
120	392,000-2-7.5	SANGERFIELD	HUMPHREYS FARMS	78.85	ALREADY IN - UPDATED INFO 2015
120	392,014-1-1	SANGERFIELD	HUMPHREYS FARMS	28.59	ALREADY IN - UPDATED INFO 2015
121	402,000-1-8.2	BRIDGEWATER	HUNTLEY LIVING TRUST	45.46	ALREADY IN - UPDATED INFO 2015
121	402,000-1-6	BRIDGEWATER	HUNTLEY LIVING TRUST	43.44	ALREADY IN - UPDATED INFO 2015
121	402,000-1-4.2	BRIDGEWATER	HUNTLEY LIVING TRUST	43.49	ALREADY IN - UPDATED INFO 2015
121	402,000-1-5	BRIDGEWATER	HUNTLEY LIVING TRUST	14.02	ALREADY IN - UPDATED INFO 2015
122	386,000-2-5.4	PARIS	HUTCHINGS, DANA & DONNA	6.91	NEW 2015
122	386,000-2-3	PARIS	HUTCHINGS, DANA & DONNA	0.44	NEW 2015
122	386,000-2-4	PARIS	HUTCHINGS, DANA & DONNA	4.24	NEW 2015
123	382,000-1-12.1	MARSHALL	IRELAND, THOMAS R.	29.36	ALREADY IN - OWNER CHANGE 2015
123	382,000-1-12.1	MARSHALL	IRELAND, THOMAS R.	30.26	ALREADY IN - OWNER CHANGE 2015
123	391,000-1-27.1	SANGERFIELD	IRELAND, RAYMOND P.	92.17	
124	398,000-1-4.2	SANGERFIELD	JACOBSON, HARRY	19.79	
124	398,000-1-4.2	SANGERFIELD	JACOBSON, HARRY	20.12	

78

ONEIDA COUNTY AGRICULTURAL DISTRICT #6 2015 REVIEW

124	397,000-1-6	SANGERFIELD	JACOBSON, HARRY	5.38	
124	398,000-1-1	SANGERFIELD	JACOBSON, HARRY	10.47	
124	398,000-1-3.1	SANGERFIELD	JACOBSON, HARRY	108.59	
124	398,000-1-6	SANGERFIELD	JACOBSON, HARRY	0.90	
124	392,000-2-31.2	SANGERFIELD	JACOBSON, HARRY	1.48	
124	397,000-1-9.1	SANGERFIELD	JACOBSON, HARRY	27.69	
124	392,000-2-31.1	SANGERFIELD	JACOBSON, HARRY	72.31	
124	392,000-2-29	SANGERFIELD	JACOBSON, HARRY	44.47	
125	364,000-1-59	MARSHALL	JANUS, ERNEST & LEWIS	12.88	
125	365,000-1-1.1	MARSHALL	JANUS, ERNEST & LEWIS	46.20	SUBDIVIDED 2015
125	365,000-1-1.1	MARSHALL	JANUS, ERNEST & LEWIS	70.71	SUBDIVIDED 2015
126	401,000-1-16	BRIDGEWATER	JACQUISH, ROBERT	23.46	
127	358,000-1-33.1	PARIS	JAROSZ, JOHN & JEAN	35.62	ALREADY IN - UPDATED INFO 2015
127	358,000-1-31	PARIS	JAROSZ, JOHN & JEAN	25.64	ALREADY IN - UPDATED INFO 2015
128	369,000-1-13.2	PARIS	JOHNS BROS REAL ESTATE, LLC	97.91	NEW 2015
128	369,000-1-13.1	PARIS	JOHNS BROS REAL ESTATE, LLC	1.80	NEW 2015
129	359,000-1-8	PARIS	JOHNS, J. RONALD	0.99	
130	368,000-2-31.1	PARIS	JONES, HOWARD	62.18	
130	368,000-2-31.1	PARIS	JONES, HOWARD	48.37	
131	369,000-1-7.1	PARIS	JONES, RUSSELL	18.96	ALREADY IN - UPDATED INFO 2015
131	369,000-1-7.2	PARIS	JONES, RUSSELL	28.18	ALREADY IN - UPDATED INFO 2015
131	360,000-1-26	PARIS	JONES, RUSSELL	4.06	NEW 2015
132	365,000-1-17.1	MARSHALL	JRCR REALTY, LLC	42.43	
132	365,000-1-17.1	MARSHALL	JRCR REALTY, LLC	27.01	
133	358,000-1-56.1	PARIS	KAMINSKI, WALTER	45.76	ALREADY IN - UPDATED INFO 2015
133	358,000-1-41.1	PARIS	KAMINSKI, WALTER	39.95	ALREADY IN - UPDATED INFO 2015
133	358,000-1-62.1	PARIS	KAMINSKI, WALTER	75.04	ALREADY IN - UPDATED INFO 2015
133	358,000-1-41.1	PARIS	KAMINSKI, WALTER	38.12	ALREADY IN - UPDATED INFO 2015
133	358,000-1-70.2	PARIS	KAMINSKI, WALTER	73.09	NEW 2015
134	395,000-1-1	BRIDGEWATER	KEEHLE, GLENN W.	30.13	
134	386,000-2-9	PARIS	KEEHLE, GLENN W.	111.19	
134	386,000-2-6	PARIS	KEEHLE, GLENN W.	23.43	
134	386,000-2-7	PARIS	KEEHLE, GLENN W.	10.58	
135	398,000-1-41	SANGERFIELD	KEITH, DENNIS & LYNN	9.16	
135	397,000-1-5	SANGERFIELD	KEITH, DENNIS & LYNN	40.94	

52

ONEIDA COUNTY AGRICULTURAL DISTRICT #6 2015 REVIEW

135	397,000-1-5	SANGERFIELD	KEITH, DENNIS & LYNN	99.97	
135	397,000-1-4	SANGERFIELD	KEITH, DENNIS & LYNN	73.55	
135	397,000-1-5	SANGERFIELD	KEITH, DENNIS & LYNN	12.59	
135	391,000-1-36	SANGERFIELD	KEITH, DENNIS & LYNN	36.38	
135	391,000-1-36	SANGERFIELD	KEITH, DENNIS & LYNN	130.59	
136	403,000-1-1	SANGERFIELD	KEITH, WESLEY A.	33.61	NEW 2015
136	397,000-1-28	SANGERFIELD	KEITH, WESLEY A.	0.68	NEW 2015
136	403,000-1-2	SANGERFIELD	KEITH, WESLEY A.	44.63	NEW 2015
136	403,000-1-2	SANGERFIELD	KEITH, WESLEY A.	61.08	NEW 2015
136	397,000-1-29	SANGERFIELD	KEITH, WESLEY A.	17.58	NEW 2015
136	397,000-1-29	SANGERFIELD	KEITH, WESLEY A.	54.85	NEW 2015
136	397,000-1-30	SANGERFIELD	KEITH, WESLEY A.	96.43	NEW 2015
136	397,000-1-30	SANGERFIELD	KEITH, WESLEY A.	99.99	NEW 2015
136	397,000-1-31	SANGERFIELD	KEITH, WESLEY A.	69.98	NEW 2015
136	397,000-1-31	SANGERFIELD	KEITH, WESLEY A.	59.37	NEW 2015
136	403,000-1-5	SANGERFIELD	KEITH, WESLEY A.	23.84	NEW 2015
137	410,000-1-3.2	SANGERFIELD	KELLOGG, JEFFERY & SHIRLEY	1.58	
137	410,000-1-3.1	SANGERFIELD	KELLOGG, JEFFERY & SHIRLEY	6.23	
137	410,000-1-3.1	SANGERFIELD	KELLOGG, JEFFERY & SHIRLEY	48.53	
137	410,000-1-3.1	SANGERFIELD	KELLOGG, JEFFERY & SHIRLEY	60.24	
138	398,000-2-17	SANGERFIELD	KEMP, GILBERT	30.52	
138	398,000-2-17	SANGERFIELD	KEMP, GILBERT	147.33	
139	365,000-1-33	MARSHALL	KERR, HARRY D & DOLORES M.	11.49	
140	357,000-2-51	PARIS	KIELAR, RONALD	5.23	
141	358,000-1-60	PARIS	KIVISALY, EINO	47.69	
142	373,000-1-34	MARSHALL	KOESTER, DAVID & ANN	12.51	ALREADY IN - UPDATED INFO 2015
143	375,000-2-2	PARIS	LAIN, DORIS L.	19.28	ALREADY IN - UPDATED INFO 2015
144	375,000-1-42.1	MARSHALL	LANDIS, WAYNE	42.45	
144	375,000-1-42.1	MARSHALL	LANDIS, WAYNE	19.41	
144	373,000-2-1.1	MARSHALL	LANDIS, WAYNE	12.19	
144	373,000-2-1.1	MARSHALL	LANDIS, WAYNE	33.21	
144	374,000-1-17.1	MARSHALL	LANDIS, WAYNE	58.97	
144	364,000-1-47	MARSHALL	LANDIS, WAYNE	0.56	
144	373,000-2-2.1	MARSHALL	LANDIS, WAYNE	78.95	
144	365,000-1-41.1	MARSHALL	LANDIS, WAYNE	55.21	
144	364,000-1-47	MARSHALL	LANDIS, WAYNE	61.25	
144	364,000-1-47	MARSHALL	LANDIS, WAYNE	0.44	
144	364,000-1-65.2	MARSHALL	LANDIS, WAYNE	44.47	
144	365,000-1-40.2	MARSHALL	LANDIS, WAYNE	82.78	
145	406,000-1-21.3	BRIDGEWATER	LESLEY, DENISE NOE & FARBER,*	29.76	
145	406,000-1-21.4	BRIDGEWATER	LESLEY, DENISE NOE & FARBER,*	61.51	

29

ONEIDA COUNTY AGRICULTURAL DISTRICT #6 2015 REVIEW

146	399,000-1-44	SANGERFIELD	LEUENBERGER, ROBERT W	34.54	NEW 2015
147	357,000-2-33	PARIS	LEWIS, JAMES & MICHAEL	1.17	ALREADY IN - UPDATED INFO 2015
147	357,000-2-33	PARIS	LEWIS, JAMES & MICHAEL	0.59	ALREADY IN - UPDATED INFO 2015
148	387,000-2-4.2	PARIS	LEWIS, ROBERT	152.30	NEW 2015
149	360,000-1-14	PARIS	LINDER, WILLIAM T.	93.86	
149	359,000-1-22.1	PARIS	LINDER, WILLIAM T.	55.39	
149	359,000-1-24.1	PARIS	LINDER, WILLIAM T.	50.91	
149	359,000-1-21.1	PARIS	LINDER, WILLIAM T.	5.57	
149	359,000-1-21.2	PARIS	LINDER, WILLIAM T.	21.48	
150	407,018-1-3	BRIDGEWATER	LOCKE, HELENE	11.29	
151	359,000-1-16.1	PARIS	LOUGHLIN, MARY & JOSEPHINE	96.50	
152	358,000-1-28	PARIS	MACRI, ROCCO	15.74	
153	403,000-1-35	SANGERFIELD	MAINE, CHARLES & GRETCHEN	3.58	
153	409,000-1-6	SANGERFIELD	MAINE, CHARLES & GRETCHEN	101.80	
153	403,000-1-35	SANGERFIELD	MAINE, CHARLES & GRETCHEN	6.31	
153	403,000-1-26	SANGERFIELD	MAINE, CHARLES & GRETCHEN	34.94	
153	403,000-1-27	SANGERFIELD	MAINE, CHARLES & GRETCHEN	11.56	
153	403,000-1-35	SANGERFIELD	MAINE, CHARLES & GRETCHEN	67.92	
153	403,000-1-27	SANGERFIELD	MAINE, CHARLES & GRETCHEN	1.79	
153	403,000-1-26	SANGERFIELD	MAINE, CHARLES & GRETCHEN	12.98	
153	403,000-1-28	SANGERFIELD	MAINE, CHARLES & GRETCHEN	116.63	
154	394,000-1-4.2	BRIDGEWATER	MALYSA, I DIANE	60.67	ALREADY IN - UPDATED INFO 2015
155	393,000-1-28.1	SANGERFIELD	MANSFIELD, KEVIN	50.07	
155	393,000-1-29	SANGERFIELD	MANSFIELD, KEVIN	154.30	
156	365,000-1-36.2	MARSHALL	MARRIS, WILLIAM P	32.00	ALREADY IN - UPDATED INFO 2015
157	366,000-1-1.1	MARSHALL	MARTIN, JOHN	63.24	ALREADY IN - 2015 - PART PARCEL IN KIRKLAND
157	357,000-1-1.1	MARSHALL	MARTIN, JOHN	15.54	ALREADY IN - UPDATED INFO 2015
157	357,000-1-1.1	MARSHALL	MARTIN, JOHN	19.79	ALREADY IN - UPDATED INFO 2015
157	366,000-1-1.1	MARSHALL	MARTIN, JOHN	10.47	ALREADY IN - 2015 - PART PARCEL IN KIRKLAND
157	366,000-1-1.1	MARSHALL	MARTIN, JOHN	5.68	ALREADY IN - 2015 - PART PARCEL IN KIRKLAND
157	366,000-1-1.1	MARSHALL	MARTIN, JOHN	10.70	ALREADY IN - 2015 - PART PARCEL IN KIRKLAND
158	407,000-1-10.1	BRIDGEWATER	MARTIN, KATHLEEN	45.71	ALREADY IN - UPDATED INFO 2015

2

ONEIDA COUNTY AGRICULTURAL DISTRICT #6 2015 REVIEW

159	407,000-1-10.2	BRIDGEWATER	MARTIN, WILLARD M. JR.	5.03	
160	403,000-1-30.1	SANGERFIELD	MASON, HAROLD W	38.54	NEW 2015
160	403,000-1-33	SANGERFIELD	MASON, HAROLD W	88.46	NEW 2015
160	403,000-1-33	SANGERFIELD	MASON, HAROLD W	49.41	NEW 2015
160	398,000-1-37	SANGERFIELD	MASON, HAROLD W	23.72	NEW 2015
161	365,000-1-27	MARSHALL	MCCONNELL, JAMES F	12.02	ALREADY IN - UPDATED INFO 2015
161	365,000-1-21	MARSHALL	MCCONNELL, JAMES F	18.12	ALREADY IN - UPDATED INFO 2015
161	365,000-1-21	MARSHALL	MCCONNELL, JAMES F	112.65	ALREADY IN - UPDATED INFO 2015
161	365,000-1-20.3	MARSHALL	MCCONNELL, JAMES F	29.68	ALREADY IN - UPDATED INFO 2015
161	357,000-2-34.1	PARIS	MCCONNELL, JAMES F	36.62	NEW 2015
162	367,000-1-18.1	PARIS	MCCONNELL, JOHN	132.85	ALREADY IN - NEW OWNER 2015
163	409,000-1-8.1	SANGERFIELD	MCINTYRE, KIM	1.87	
163	409,000-1-8.1	SANGERFIELD	MCINTYRE, KIM	41.83	
163	409,000-1-8.2	SANGERFIELD	MCINTYRE, KIM	12.64	
163	403,000-1-23	SANGERFIELD	MCINTYRE, KIM	23.74	
163	403,000-1-22	SANGERFIELD	MCINTYRE, KIM	24.07	
163	403,000-1-23	SANGERFIELD	MCINTYRE, KIM	40.74	
163	403,000-1-23	SANGERFIELD	MCINTYRE, KIM	115.23	
163	403,000-1-23	SANGERFIELD	MCINTYRE, KIM	2.11	
163	403,000-1-29.1	SANGERFIELD	MCINTYRE, KIM	44.72	
164	372,000-2-7	MARSHALL	MCMAMARA, JOAN	2.14	
164	363,000-2-10	MARSHALL	MCMAMARA, JOAN	74.31	
164	363,000-2-10	MARSHALL	MCMAMARA, JOAN	87.61	
165	372,000-2-4.1	MARSHALL	MCMAMARA, SCOTT	44.79	NEW 2015
166	382,000-1-27	MARSHALL	MERRIMAN, SAMUEL	83.26	
166	391,000-1-9	SANGERFIELD	MERRIMAN, SAMUEL	8.82	
167	358,000-1-78	PARIS	MILES, ROBERT & LISA	43.82	
168	366,000-2-29	PARIS	MOORE, DENNIS S	15.72	NEW 2015
169	367,000-1-65.1	PARIS	MORGAN DAIVE, KEITH & MARGAR*	77.98	
170	367,000-1-60.1	PARIS	MORGAN, GEORGE D.	12.80	
170	367,000-1-60.1	PARIS	MORGAN, GEORGE D.	62.76	
171	396,000-1-15	BRIDGEWATER	MOWER, SUSAN & D. TREEN	37.40	NEW 2015
172	395,000-2-11.1	BRIDGEWATER	MUSHALA, JOSEPH S.	60.72	
172	395,000-2-5.1	BRIDGEWATER	MUSHALA, JOSEPH S.	12.87	
172	395,000-2-1.1	BRIDGEWATER	MUSHALA, JOSEPH S.	8.58	
172	386,000-1-3.2	BRIDGEWATER	MUSHALA, JOSEPH S.	12.30	
172	386,000-1-5.2	BRIDGEWATER	MUSHALA, JOSEPH S.	95.86	
172	396,000-1-1	BRIDGEWATER	MUSHALA, JOSEPH S.	74.83	

28

ONEIDA COUNTY AGRICULTURAL DISTRICT #6 2015 REVIEW

172	386,000-1-7	BRIDGEWATER	MUSHALA, JOSEPH S.	8.24	
172	386,000-2-25	PARIS	MUSHALA, JOSEPH S.	5.81	
172	386,000-2-24	PARIS	MUSHALA, JOSEPH S.	16.05	
172	386,000-2-23	PARIS	MUSHALA, JOSEPH S.	15.05	
172	386,000-2-29	PARIS	MUSHALA, JOSEPH S.	1.06	
172	386,000-2-29	PARIS	MUSHALA, JOSEPH S.	45.96	
172	386,000-2-29	PARIS	MUSHALA, JOSEPH S.	120.45	
172	386,000-2-65	PARIS	MUSHALA, JOSEPH S.	5.13	
172	387,000-2-4.1	PARIS	MUSHALA, JOSEPH S.	15.99	
172	386,000-2-62	PARIS	MUSHALA, JOSEPH S.	72.61	
172	386,000-2-57.2	PARIS	MUSHALA, JOSEPH S.	31.37	
173	406,000-1-21.2	BRIDGEWATER	NAZOR, CARSON & CAMRON	80.54	
174	359,000-1-42	PARIS	NEWELL, CHARLES	31.12	ALREADY IN - OWNER CHANGE 2015
175	359,000-1-56.1	PARIS	PECKHAM, GORDON	20.73	ALREADY IN - UPDATED INFO 2015
176	404,000-1-12	SANGERFIELD	PHIL BARNES FARM	6.64	
176	404,000-1-11.2	SANGERFIELD	PHIL BARNES FARM	3.66	
176	404,000-1-9.1	SANGERFIELD	PHIL BARNES FARM	12.88	
176	404,000-2-36.1	SANGERFIELD	PHIL BARNES FARM	32.13	
176	404,000-2-37.1	SANGERFIELD	PHIL BARNES FARM	38.33	
176	404,000-1-8.1	SANGERFIELD	PHIL BARNES FARM	16.50	
176	404,000-2-37.1	SANGERFIELD	PHIL BARNES FARM	35.69	
176	404,000-2-38	SANGERFIELD	PHIL BARNES FARM	15.95	
176	404,000-2-38	SANGERFIELD	PHIL BARNES FARM	11.48	
176	404,000-1-5	SANGERFIELD	PHIL BARNES FARM	42.91	
176	398,000-1-26.8	SANGERFIELD	PHIL BARNES FARM	37.68	
176	398,000-1-26.8	SANGERFIELD	PHIL BARNES FARM	3.21	
176	398,000-1-26.8	SANGERFIELD	PHIL BARNES FARM	22.56	
176	398,000-1-23	SANGERFIELD	PHIL BARNES FARM	16.31	
177	396,000-1-11.1	BRIDGEWATER	PICKERSGILL, ROBERT	16.00	ALREADY IN - NEW OWNER 2015
178	386,000-2-5.1	PARIS	PIRGER, MARK S	22.63	NEW 2015
178	386,000-2-5.1	PARIS	PIRGER, MARK S	3.16	NEW 2015
178	386,001-1-47	PARIS	PIRGER, MARK S	2.34	NEW 2015
179	357,000-2-40	PARIS	PONWITZ, JOANNE	11.04	NEW 2015
181	382,000-1-2.1	MARSHALL	POYER, DAVID & JESSICA	98.80	
182	367,000-1-66	PARIS	PRYPUTNIEWICZ, BRUCE	41.13	
182	367,000-1-66	PARIS	PRYPUTNIEWICZ, BRUCE	53.74	
182	367,000-1-66	PARIS	PRYPUTNIEWICZ, BRUCE	7.05	
182	366,000-2-42	PARIS	PRYPUTNIEWICZ, BRUCE	4.58	
182	367,000-1-68	PARIS	PRYPUTNIEWICZ, BRUCE	25.75	
182	367,000-1-68	PARIS	PRYPUTNIEWICZ, BRUCE	58.37	

58

ONEIDA COUNTY AGRICULTURAL DISTRICT #6 2015 REVIEW

182	366,000-2-25	PARIS	PRYPUTNIEWICZ, BRUCE	32.31	
182	366,000-2-24.1	PARIS	PRYPUTNIEWICZ, BRUCE	30.29	
182	366,000-2-22.1	PARIS	PRYPUTNIEWICZ, BRUCE	1.16	
182	366,000-2-23	PARIS	PRYPUTNIEWICZ, BRUCE	22.61	
183	375,000-1-16	MARSHALL	PRYPUTNIEWICZ, GARY T.	22.81	ALREADY IN - UPDATED INFO 2015
183	375,000-1-16	MARSHALL	PRYPUTNIEWICZ, GARY T.	86.65	ALREADY IN - UPDATED INFO 2015
183	375,000-1-16	MARSHALL	PRYPUTNIEWICZ, GARY T.	2.30	ALREADY IN - UPDATED INFO 2015
184	366,000-1-20	MARSHALL	PRYPUTNIEWICZ, MICHAEL A.	13.33	ALREADY IN - UPDATED INFO 2015
185	394,000-1-3.1	BRIDGEWATER	PRZYLUKE, MARSHALL	96.91	
186	392,009-1-1.2	WATERVILLE	PUMILLA, GIOVANNI	9.94	
187	359,000-1-36	PARIS	REATH, ROGER	11.91	ALREADY IN - UPDATED INFO 2015
187	359,000-1-37	PARIS	REATH, ROGER	14.30	ALREADY IN - UPDATED INFO 2015
187	359,000-1-36	PARIS	REATH, ROGER	20.55	ALREADY IN - UPDATED INFO 2015
187	359,000-1-19	PARIS	REATH, ROGER	0.62	ALREADY IN - UPDATED INFO 2015
188	375,000-1-18	MARSHALL	REYES, ROBERT & JUDITH	97.79	
189	359,000-1-61	PARIS	RICHARDS, JOHN W	12.12	ALREADY IN - UPDATED INFO 2015
190	384,000-1-34	MARSHALL	RIENZO, JOHN	21.66	ALREADY IN - UPDATED INFO 2015
190	393,000-1-5	SANGERFIELD	RIENZO, JOHN	71.18	ALREADY IN - UPDATED INFO 2015
190	393,000-1-6.3	SANGERFIELD	RIENZO, JOHN	73.64	ALREADY IN - UPDATED INFO 2015
191	400,000-1-10	BRIDGEWATER	ROBERTS, CHAD	2.68	
192	375,000-2-6.1	PARIS	ROBERTS, EDWARD F. III	160.35	
193	367,000-1-28.1	PARIS	ROBERTS, STANLEY & BARBARA	74.28	
194	373,000-2-13.1	MARSHALL	ROCKWELL, ROBERT L.	64.55	
195	407,000-2-14.3	BRIDGEWATER	ROGERS, WENDELL E.	41.85	
196	383,000-1-17	MARSHALL	ROTONDO, ROBERT C.	24.49	
196	383,000-1-16.3	MARSHALL	ROTONDO, ROBERT C.	41.88	
196	374,000-1-20.2	MARSHALL	ROTONDO, ROBERT C.	80.63	
196	374,000-1-20.3	MARSHALL	ROTONDO, ROBERT C.	17.20	
196	375,000-1-1.1	MARSHALL	ROTONDO, ROBERT C.	11.18	
196	374,000-1-20.2	MARSHALL	ROTONDO, ROBERT C.	161.74	
196	374,000-1-18.2	MARSHALL	ROTONDO, ROBERT C.	28.76	

30

ONEIDA COUNTY AGRICULTURAL DISTRICT #6 2015 REVIEW

196	375,000-1-1.1	MARSHALL	ROTONDO, ROBERT C.	8.19	
196	375,000-1-4.1	MARSHALL	ROTONDO, ROBERT C.	69.73	
196	375,000-1-1.1	MARSHALL	ROTONDO, ROBERT C.	59.78	
197	397,000-1-1.6	SANGERFIELD	RYDER, FRANCES	10.25	
198	386,000-1-5.1	BRIDGEWATER	SALLY BROTHERS	9.33	
198	386,000-1-5.1	BRIDGEWATER	SALLY BROTHERS	18.59	
199	367,000-1-19.1	PARIS	SCALZO, JOHN	3.63	ALREADY IN - NEW OWNER 2015
199	367,000-1-19.1	PARIS	SCALZO, JOHN	85.74	ALREADY IN - NEW OWNER 2015
199	357,000-2-15.1	MARSHALL	SCALZO, JOHN	17.60	ALREADY IN - UPDATED INFO 2015
199	358,000-1-76.2	PARIS	SCALZO, JOHN	0.92	ALREADY IN - UPDATED INFO 2015
199	357,000-2-15.1	MARSHALL	SCALZO, JOHN	56.51	ALREADY IN - UPDATED INFO 2015
200	357,000-2-20.1	PARIS	SCALZO, JOSEPH	34.96	ALREADY IN - UPDATED INFO 2015
200	358,000-1-74.1	PARIS	SCALZO, JOSEPH	62.12	ALREADY IN - UPDATED INFO 2015
200	358,000-1-75	PARIS	SCALZO, JOSEPH	12.10	ALREADY IN - UPDATED INFO 2015
200	358,000-1-77.3	PARIS	SCALZO, JOSEPH	87.65	ALREADY IN - UPDATED INFO 2015
201	365,000-1-25	MARSHALL	SCHACHTLER, KURT	0.68	
202	360,000-1-15.1	PARIS	SCHRECK, SHARON K	14.11	ALREADY IN - NEW OWNER 2015
203	365,000-1-20.4	MARSHALL	SHAW, DARYL & CAROL	7.58	NEW 2015
204	385,000-2-9.1	PARIS	SIPE, GEORGE	5.23	
204	385,000-2-8.1	PARIS	SIPE, GEORGE	19.19	
204	385,000-2-7	PARIS	SIPE, GEORGE	128.84	
204	385,000-2-9.1	PARIS	SIPE, GEORGE	36.50	
204	385,000-2-8.1	PARIS	SIPE, GEORGE	45.21	
204	385,000-2-8.1	PARIS	SIPE, GEORGE	9.93	
204	385,000-2-9.1	PARIS	SIPE, GEORGE	9.40	
204	385,000-2-9.1	PARIS	SIPE, GEORGE	16.17	
204	385,000-2-9.1	PARIS	SIPE, GEORGE	4.05	
205	396,000-1-16.1	BRIDGEWATER	SMITH, HENRY E. & MALCOLM	83.50	
205	396,000-1-36.1	BRIDGEWATER	SMITH, HENRY E. & MALCOLM	15.485	
206	358,000-1-5	PARIS	SMITH, JAMES	6.63	
207	395,000-2-21.1	BRIDGEWATER	SMITH, MALCOLM	22.54	ALREADY IN - UPDATED INFO 2015

31

ONEIDA COUNTY AGRICULTURAL DISTRICT #6 2015 REVIEW

207	396,000-1-24	BRIDGEWATER	SMITH, MALCOLM	20.74	ALREADY IN - UPDATED INFO 2015
207	395,000-2-21.1	BRIDGEWATER	SMITH, MALCOLM	14.80	ALREADY IN - UPDATED INFO 2015
207	396,000-1-25	BRIDGEWATER	SMITH, MALCOLM	55.18	ALREADY IN - UPDATED INFO 2015
207	396,000-1-25	BRIDGEWATER	SMITH, MALCOLM	12.71	ALREADY IN - UPDATED INFO 2015
208	401,000-1-7	BRIDGEWATER	SOUTHWORTH, GEORGE	9.62	
208	401,000-1-40.2	BRIDGEWATER	SOUTHWORTH, GEORGE	1.11	
208	401,000-1-7	BRIDGEWATER	SOUTHWORTH, GEORGE	30.64	
209	401,000-1-4	BRIDGEWATER	SOUTHWORTH, JAMES	3.79	
209	401,000-1-5.1	BRIDGEWATER	SOUTHWORTH, JAMES	110.46	
210	385,000-2-12.7	PARIS	SPINNELLA, RICHARD	46.99	ALREADY IN - UPDATED INFO 2015
210	385,000-2-18.1	PARIS	SPINNELLA, RICHARD	1.27	ALREADY IN - UPDATED INFO 2015
210	385,000-2-18.1	PARIS	SPINNELLA, RICHARD	85.60	ALREADY IN - UPDATED INFO 2015
211	402,000-1-4.1	BRIDGEWATER	SPORIE, MARJORIE	140.36	
212	397,000-1-23.1	SANGERFIELD	SPUDIE, STEPHAN G.	15.99	
213	400,000-1-8.1	BRIDGEWATER	STALEY, ALAN	113.65	
214	363,000-2-15	MARSHALL	STEINMANN, CHRISTIAN	18.56	ALREADY IN - OWNER CHANGE 2015
214	363,000-2-8	MARSHALL	STEINMANN, CHRISTIAN	4.18	ALREADY IN - OWNER CHANGE 2015
214	363,000-2-9.1	MARSHALL	STEINMANN, CHRISTIAN	16.40	NEW 2015
214	363,000-2-9.2	MARSHALL	STEINMANN, CHRISTIAN	1.59	NEW 2015
215	396,000-1-14	BRIDGEWATER	STEPHAN, CHRISTIAN	48.80	ALREADY IN - UPDATED INFO 2015
216	394,000-1-9	BRIDGEWATER	STEPHAN, WILLIAM H.	57.52	ALREADY IN - UPDATED INFO 2015
216	387,000-1-2.1	BRIDGEWATER	STEPHAN, WILLIAM H.	52.28	ALREADY IN - UPDATED INFO 2015
216	387,000-1-2.2	BRIDGEWATER	STEPHAN, WILLIAM H.	29.99	ALREADY IN - UPDATED INFO 2015
217	373,000-1-38.3	MARSHALL	STEPHENSON WALTER R	2.05	
217	373,000-1-38.1	MARSHALL	STEPHENSON WALTER R	27.26	
218	358,000-1-83.2	PARIS	STERLING, NANCY	17.71	
218	358,000-1-2	PARIS	STERLING, NANCY	21.27	
219	373,000-2-48	MARSHALL	STOLTZFUS, JACOB S.	38.62	
219	373,000-2-47.2	MARSHALL	STOLTZFUS, JACOB S.	78.79	
220	375,000-1-32.1	MARSHALL	STOLTZFUS, LUKE	28.72	

32

ONEIDA COUNTY AGRICULTURAL DISTRICT #6 2015 REVIEW

220	375.000-1-32.1	MARSHALL	STOLTZFUS, LUKE	31.21	
220	375.000-1-32.1	MARSHALL	STOLTZFUS, LUKE	80.32	
220	375.000-1-32.1	MARSHALL	STOLTZFUS, LUKE	74.40	
221	395.000-1-16.2	BRIDGEWATER	STONE, CECILIA	4.47	
221	395.000-1-16.1	BRIDGEWATER	STONE, CECILIA J	71.14	ALREADY IN - NEW OWNER 2015
221	394.000-1-26.2	BRIDGEWATER	STONE, CECILIA J	6.87	NEW 2015
222	395.000-1-16.3	BRIDGEWATER	STONE, TIMOTHY & PATRICIA	22.81	
223	365.000-1-3	MARSHALL	STRICKER, ROBERT F	9.57	ALREADY IN - OWNER CHANGE 2015
224	365.000-1-37	MARSHALL	SULLIVAN, DAVID	28.74	
225	365.000-1-35.2	MARSHALL	SULLIVAN, DAVID & KIM	2.33	
225	365.000-1-35.1	MARSHALL	SULLIVAN, DAVID & KIM	46.96	
225	365.000-1-35.1	MARSHALL	SULLIVAN, DAVID & KIM	80.31	
226	391.000-1-53.3	SANGERFIELD	TANNER, ROGER & TERRY	87.26	NEW 2015
226	391.000-1-53.3	SANGERFIELD	TANNER, ROGER & TERRY	63.88	NEW 2015
227	386.000-1-10	BRIDGEWATER	TAYLOR, BARBARA	11.29	ALREADY IN - UPDATED INFO 2015
227	387.000-1-1.2	BRIDGEWATER	TAYLOR, BARBARA	7.70	ALREADY IN - UPDATED INFO 2015
227	386.000-2-28	PARIS	TAYLOR, BARBARA	21.38	ALREADY IN - UPDATED INFO 2015
227	387.000-2-10.2	PARIS	TAYLOR, BARBARA	23.39	ALREADY IN - UPDATED INFO 2015
227	386.000-2-67	PARIS	TAYLOR, BARBARA	91.84	ALREADY IN - UPDATED INFO 2015
227	386.000-2-67	PARIS	TAYLOR, BARBARA	2.40	ALREADY IN - UPDATED INFO 2015
227	386.000-2-67	PARIS	TAYLOR, BARBARA	182.33	ALREADY IN - UPDATED INFO 2015
228	395.000-2-11.2	BRIDGEWATER	TAYLOR, GLEN A	93.10	ALREADY IN - UPDATED INFO 2015
228	386.000-1-9	BRIDGEWATER	TAYLOR, GLEN A	51.20	ALREADY IN - UPDATED INFO 2015
228	387.000-1-3	BRIDGEWATER	TAYLOR, GLEN A	9.90	ALREADY IN - OWNER CHANGE 2015
228	386.000-2-27	PARIS	TAYLOR, GLEN A	4.05	ALREADY IN - UPDATED INFO 2015
228	387.000-2-9	PARIS	TAYLOR, GLEN A	2.87	ALREADY IN - OWNER CHANGE 2015
228	387.000-2-11.1	PARIS	TAYLOR, GLEN A	26.71	ALREADY IN - OWNER CHANGE 2015

33

ONEIDA COUNTY AGRICULTURAL DISTRICT #6 2015 REVIEW

228	387,000-2-11.1	PARIS	TAYLOR, GLEN A	55.61	ALREADY IN - OWNER CHANGE 2015
229	357,000-2-9.2	PARIS	TIBBITTS, MILTON & JOAN	5.45	
230	359,000-1-39.1	PARIS	TONER, WILLIAM F.	41.10	
230	359,000-1-39.1	PARIS	TONER, WILLIAM F.	77.24	
231	377,000-1-55.1	PARIS	TOWNE, ELSIE L	29.31	NEW 2015
231	377,000-1-55.1	PARIS	TOWNE, ELSIE L	78.01	NEW 2015
232	373,000-1-40.1	MARSHALL	TREVISANI, TOM	107.44	
233	385,000-2-37	PARIS	TUTTLE, ROBERT & PHYLLIS	6.23	
233	385,000-2-42	PARIS	TUTTLE, ROBERT & PHYLLIS	9.00	
233	385,000-2-9.2	PARIS	TUTTLE, ROBERT & PHYLLIS	1.52	
234	357,000-2-21	PARIS	VANLANINGHAM, SAM & MARIAN	10.20	
235	365,000-1-12	MARSHALL	WARSHALL, ALICE	84.80	
235	365,000-1-14	MARSHALL	WARSHALL, ALICE	22.04	ALREADY IN - UPDATED INFO 2015
235	365,000-1-12	MARSHALL	WARSHALL, ALICE	16.50	
235	365,000-1-14	MARSHALL	WARSHALL, ALICE	43.80	ALREADY IN - UPDATED INFO 2015
236	365,000-1-2.1	MARSHALL	WEAVER, KENNETH D.	4.95	
237	373,000-2-14.3	MARSHALL	WEAVER, RICHARD W.	1.02	
237	373,000-2-14.2	MARSHALL	WEAVER, RICHARD W.	1.88	
237	373,000-2-14.3	MARSHALL	WEAVER, RICHARD W.	5.89	
237	373,000-2-14.3	MARSHALL	WEAVER, RICHARD W.	101.79	
238	359,000-1-34	PARIS	WEIGEL, TERRENCE, JR.	12.82	
238	359,000-1-32	PARIS	WEIGEL, TERRENCE, JR.	47.08	
238	359,000-1-34	PARIS	WEIGEL, TERRENCE, JR.	62.13	
238	359,000-1-32	PARIS	WEIGEL, TERRENCE, JR.	26.31	
238	359,000-1-31	PARIS	WEIGEL, TERRENCE, JR.	20.27	
239	394,000-1-17.1	BRIDGEWATER	WEISELBERG, STANLEY	10.23	ALREADY IN - NEW OWNER 2015
240	376,000-1-11.1	PARIS	WHEELER, DONALD	25.39	NEW 2015
241	397,000-1-21	SANGERFIELD	WHEELER, EDWARD T.	156.36	ALREADY IN - UPDATED INFO 2015
242	368,006-1-3	PARIS	WHITE, GARY	5.91	
242	368,006-1-3	PARIS	WHITE, GARY	8.37	
242	368,006-1-3	PARIS	WHITE, GARY	5.35	
243	391,000-2-12.1	MARSHALL	WILCOX, BRADLEY J	8.65	ALREADY IN - NEW OWNER 2015
243	391,000-1-26.2	SANGERFIELD	WILCOX, BRADLEY J	8.09	NEW 2015
244	373,000-2-47.1	MARSHALL	WILLIAMS, DANIEL	23.64	
244	373,000-1-31	MARSHALL	WILLIAMS, DANIEL	33.83	
245	373,000-1-36	MARSHALL	WILLIAMS, DAVID	1.99	
246	375,000-1-19	MARSHALL	WILLIAMS, ROBERT G. III	11.95	

3

ONEIDA COUNTY AGRICULTURAL DISTRICT #6 2015 REVIEW

247	375,000-1-9.1	MARSHALL	WILLIAMS, ROBERT O. & WIFE	60.52	
247	375,000-1-9.1	MARSHALL	WILLIAMS, ROBERT O. & WIFE	7.67	
247	375,000-1-8	MARSHALL	WILLIAMS, ROBERT O. & WIFE	86.25	
247	366,000-2-35.2	PARIS	WILLIAMS, ROBERT O. & WIFE	1.10	
247	366,000-2-31	PARIS	WILLIAMS, ROBERT O. & WIFE	44.63	
248	373,000-2-49	MARSHALL	WIVELL, DONALD JR.	126.80	
249	394,000-1-3.2	BRIDGEWATER	WORDEN, CHARLES & VANESSA	35.57	ALREADY IN - UPDATED INFO 2015
249	385,000-2-32	PARIS	WORDEN, CHARLES & VANESSA	4.16	ALREADY IN - UPDATED INFO 2015
249	385,000-2-32	PARIS	WORDEN, CHARLES & VANESSA	37.64	ALREADY IN - UPDATED INFO 2015
249	385,000-2-31	PARIS	WORDEN, CHARLES & VANESSA	65.30	ALREADY IN - UPDATED INFO 2015
249	385,000-2-30	PARIS	WORDEN, CHARLES & VANESSA	61.78	ALREADY IN - UPDATED INFO 2015
249	385,000-2-35	PARIS	WORDEN, CHARLES & VANESSA	117.70	ALREADY IN - UPDATED INFO 2015
249	385,000-2-31	PARIS	WORDEN, CHARLES & VANESSA	37.98	ALREADY IN - UPDATED INFO 2015
249	385,000-2-30	PARIS	WORDEN, CHARLES & VANESSA	15.11	ALREADY IN - UPDATED INFO 2015
249	385,000-2-10	PARIS	WORDEN, CHARLES & VANESSA	175.48	ALREADY IN - UPDATED INFO 2015
249	385,000-2-11.1	PARIS	WORDEN, CHARLES & VANESSA	35.44	ALREADY IN - UPDATED INFO 2015
250	401,000-1-42.2	BRIDGEWATER	WRIGHT, DAVID J. SR.	56.88	
250	401,000-1-42.2	BRIDGEWATER	WRIGHT, DAVID J. SR.	47.70	
251	400,000-1-26	BRIDGEWATER	WROBEL, ALOIS (ESTATE)	62.23	ALREADY IN - UPDATED INFO 2015
252	401,000-1-9.2	BRIDGEWATER	WROBEL, JAMES	40.24	ALREADY IN - UPDATED INFO 2015
253	369,000-1-9	PARIS	YOURNO, BEV & VITO	19.66	
254	408,000-1-11	BRIDGEWATER	ZOLLER, ROLLIN G.	48.85	
254	408,000-1-1	BRIDGEWATER	ZOLLER, ROLLIN G.	1.32	
254	408,000-1-13	BRIDGEWATER	ZOLLER, ROLLIN G.	6.64	
254	408,000-1-1	BRIDGEWATER	ZOLLER, ROLLIN G.	141.52	
255	363,000-2-2	MARSHALL	ZOMBEK, STANLEY & MARY ELLEN	14.58	
256	363,000-2-1	MARSHALL	ZOMBEK, STEPHEN	7.81	ALREADY IN - UPDATED INFO 2015
257	374,000-1-29	MARSHALL	ZWEIFEL, FREDOLYN & MARGARET	125.42	ALREADY IN - UPDATED INFO 2015

35

ONEIDA COUNTY AGRICULTURAL DISTRICT #6 2015 REVIEW

257	374.000-1-16	MARSHALL	ZWEIFEL, FREDOLYN & MARGARET	23.26	ALREADY IN - UPDATED INFO 2015
257	374.000-1-8	MARSHALL	ZWEIFEL, FREDOLYN & MARGARET	1.62	
257	374.000-1-9	MARSHALL	ZWEIFEL, FREDOLYN & MARGARET	49.15	ALREADY IN - UPDATED INFO 2015
257	374.000-1-9	MARSHALL	ZWEIFEL, FREDOLYN & MARGARET	23.54	ALREADY IN - UPDATED INFO 2015
257	374.000-1-8	MARSHALL	ZWEIFEL, FREDOLYN & MARGARET	1.43	
257	374.000-1-9	MARSHALL	ZWEIFEL, FREDOLYN & MARGARET	18.46	ALREADY IN - UPDATED INFO 2015
257	374.000-1-9	MARSHALL	ZWEIFEL, FREDOLYN & MARGARET	24.25	ALREADY IN - UPDATED INFO 2015
257	374.000-1-16	MARSHALL	ZWEIFEL, FREDOLYN & MARGARET	108.14	ALREADY IN - UPDATED INFO 2015
257	365.000-1-32.1	MARSHALL	ZWEIFEL, FREDOLYN & MARGARET	2.55	ALREADY IN - UPDATED INFO 2015
257	365.000-1-32.1	MARSHALL	ZWEIFEL, FREDOLYN & MARGARET	4.22	ALREADY IN - UPDATED INFO 2015
257	398.000-2-5.3	SANGERFIELD	ZWEIFEL, FREDOLYN & MARGARET	10.66	NEW 2015
258	374.000-1-27.2	MARSHALL	ZWEIFEL, KENNETH	4.56	
258	374.000-1-41.5	MARSHALL	ZWEIFEL, KENNETH	72.53	
258	398.000-2-5.4	SANGERFIELD	ZWEIFEL, KENNETH	11.84	
258	391.000-1-28.2	SANGERFIELD	ZWEIFEL, KENNETH	0.75	
259	365.000-1-31.1	MARSHALL	ZWEIFEL, MARGARET	7.00	ALREADY IN - UPDATED INFO 2015
259	365.000-1-31.1	MARSHALL	ZWEIFEL, MARGARET	60.81	ALREADY IN - UPDATED INFO 2015
260	368.010-1-36.2	PARIS	STEFANIK, BRIAN	0.06	
260	368.010-1-36.2	PARIS	STEFANIK, BRIAN	6.12	
260	368.014-1-5.1	PARIS	STEFANIK, BRIAN	11.30	
260	368.010-1-36.2	PARIS	STEFANIK, BRIAN	0.04	
260	368.014-1-5.1	PARIS	STEFANIK, BRIAN	2.91	
260	368.014-1-5.1	PARIS	STEFANIK, BRIAN	0.76	
260	368.014-1-5.1	PARIS	STEFANIK, BRIAN	0.04	
260	368.014-1-5.1	PARIS	STEFANIK, BRIAN	1.06	
261	386.001-1-1.1	PARIS	HOWARD, WILLIAM J.	0.29	NEW 2015
261	386.001-1-1.1	PARIS	HOWARD, WILLIAM J.	2.36	NEW 2015
261	386.001-1-1.3	PARIS	HOWARD, WILLIAM J.	9.63	NEW 2015
261	386.001-1-1.3	PARIS	HOWARD, WILLIAM J.	42.88	NEW 2015
			TOTAL ACRES	33774.24	

36

617.20
Appendix B
Short Environmental Assessment Form

Instructions for Completing

Part 1 - Project Information. The applicant or project sponsor is responsible for the completion of Part 1. Responses become part of the application for approval or funding, are subject to public review, and may be subject to further verification. Complete Part 1 based on information currently available. If additional research or investigation would be needed to fully respond to any item, please answer as thoroughly as possible based on current information.

Complete all items in Part 1. You may also provide any additional information which you believe will be needed by or useful to the lead agency; attach additional pages as necessary to supplement any item.

Part 1 - Project and Sponsor Information			
Name of Action or Project: Oneida County Agricultural District #6			
Project Location (describe, and attach a location map): Towns of Bridgewater, Marshall, Paris, & Sangerfield			
Brief Description of Proposed Action: The eight-year review of NYS Agricultural District #6 for Oneida County			
Name of Applicant or Sponsor: Oneida County Board of Legislators		Telephone: (315) 798-5900	
		E-Mail: pparry@ocgov.net	
Address: 800 Park Avenue			
City/PO: Utica		State: NY	Zip Code: 13501
1. Does the proposed action only involve the legislative adoption of a plan, local law, ordinance, administrative rule, or regulation? If Yes, attach a narrative description of the intent of the proposed action and the environmental resources that may be affected in the municipality and proceed to Part 2. If no, continue to question 2.			NO <input type="checkbox"/>
			YES <input type="checkbox"/>
2. Does the proposed action require a permit, approval or funding from any other governmental Agency? If Yes, list agency(s) name and permit or approval: NYS Department of Agriculture and Markets			NO <input type="checkbox"/>
			YES <input checked="" type="checkbox"/>
3.a. Total acreage of the site of the proposed action?		33,774.24 acres	
b. Total acreage to be physically disturbed?		0 acres	
c. Total acreage (project site and any contiguous properties) owned or controlled by the applicant or project sponsor?		0 acres	
4. Check all land uses that occur on, adjoining and near the proposed action.			
<input type="checkbox"/> Urban <input checked="" type="checkbox"/> Rural (non-agriculture) <input type="checkbox"/> Industrial <input type="checkbox"/> Commercial <input type="checkbox"/> Residential (suburban)			
<input checked="" type="checkbox"/> Forest <input checked="" type="checkbox"/> Agriculture <input type="checkbox"/> Aquatic <input type="checkbox"/> Other (specify): _____			
<input type="checkbox"/> Parkland			

	NO	YES	N/A
5. Is the proposed action, a. A permitted use under the zoning regulations?	<input type="checkbox"/>	<input type="checkbox"/>	<input checked="" type="checkbox"/>
b. Consistent with the adopted comprehensive plan?	<input type="checkbox"/>	<input checked="" type="checkbox"/>	<input type="checkbox"/>
6. Is the proposed action consistent with the predominant character of the existing built or natural landscape?	<input type="checkbox"/>	<input checked="" type="checkbox"/>	<input type="checkbox"/>
7. Is the site of the proposed action located in, or does it adjoin, a state listed Critical Environmental Area? If Yes, identify: _____	<input checked="" type="checkbox"/>	<input type="checkbox"/>	<input type="checkbox"/>
8. a. Will the proposed action result in a substantial increase in traffic above present levels?	<input checked="" type="checkbox"/>	<input type="checkbox"/>	<input type="checkbox"/>
b. Are public transportation service(s) available at or near the site of the proposed action?	<input checked="" type="checkbox"/>	<input type="checkbox"/>	<input type="checkbox"/>
c. Are any pedestrian accommodations or bicycle routes available on or near site of the proposed action?	<input checked="" type="checkbox"/>	<input type="checkbox"/>	<input type="checkbox"/>
9. Does the proposed action meet or exceed the state energy code requirements? If the proposed action will exceed requirements, describe design features and technologies: _____	<input type="checkbox"/>	<input checked="" type="checkbox"/>	<input type="checkbox"/>
10. Will the proposed action connect to an existing public/private water supply? If No, describe method for providing potable water: _____	<input checked="" type="checkbox"/>	<input type="checkbox"/>	<input type="checkbox"/>
11. Will the proposed action connect to existing wastewater utilities? If No, describe method for providing wastewater treatment: _____	<input checked="" type="checkbox"/>	<input type="checkbox"/>	<input type="checkbox"/>
12. a. Does the site contain a structure that is listed on either the State or National Register of Historic Places?	<input checked="" type="checkbox"/>	<input type="checkbox"/>	<input type="checkbox"/>
b. Is the proposed action located in an archeological sensitive area?	<input checked="" type="checkbox"/>	<input type="checkbox"/>	<input type="checkbox"/>
13. a. Does any portion of the site of the proposed action, or lands adjoining the proposed action, contain wetlands or other waterbodies regulated by a federal, state or local agency?	<input checked="" type="checkbox"/>	<input type="checkbox"/>	<input type="checkbox"/>
b. Would the proposed action physically alter, or encroach into, any existing wetland or waterbody? If Yes, identify the wetland or waterbody and extent of alterations in square feet or acres: _____	<input type="checkbox"/>	<input type="checkbox"/>	<input type="checkbox"/>
14. Identify the typical habitat types that occur on, or are likely to be found on the project site. Check all that apply: <input type="checkbox"/> Shoreline <input checked="" type="checkbox"/> Forest <input checked="" type="checkbox"/> Agricultural/grasslands <input checked="" type="checkbox"/> Early mid-successional <input checked="" type="checkbox"/> Wetland <input type="checkbox"/> Urban <input checked="" type="checkbox"/> Suburban			
15. Does the site of the proposed action contain any species of animal, or associated habitats, listed by the State or Federal government as threatened or endangered?	<input checked="" type="checkbox"/>	<input type="checkbox"/>	<input type="checkbox"/>
16. Is the project site located in the 100 year flood plain?	<input checked="" type="checkbox"/>	<input type="checkbox"/>	<input type="checkbox"/>
17. Will the proposed action create storm water discharge, either from point or non-point sources? If Yes, a. Will storm water discharges flow to adjacent properties? <input type="checkbox"/> NO <input type="checkbox"/> YES	<input checked="" type="checkbox"/>	<input type="checkbox"/>	<input type="checkbox"/>
b. Will storm water discharges be directed to established conveyance systems (runoff and storm drains)? If Yes, briefly describe: <input type="checkbox"/> NO <input type="checkbox"/> YES _____ _____	<input type="checkbox"/>	<input type="checkbox"/>	<input type="checkbox"/>

18. Does the proposed action include construction or other activities that result in the impoundment of water or other liquids (e.g. retention pond, waste lagoon, dam)? If Yes, explain purpose and size: _____ _____	NO	YES
	<input checked="" type="checkbox"/>	<input type="checkbox"/>
19. Has the site of the proposed action or an adjoining property been the location of an active or closed solid waste management facility? If Yes, describe: _____ _____	NO	YES
	<input checked="" type="checkbox"/>	<input type="checkbox"/>
20. Has the site of the proposed action or an adjoining property been the subject of remediation (ongoing or completed) for hazardous waste? If Yes, describe: _____ _____	NO	YES
	<input checked="" type="checkbox"/>	<input type="checkbox"/>
I AFFIRM THAT THE INFORMATION PROVIDED ABOVE IS TRUE AND ACCURATE TO THE BEST OF MY KNOWLEDGE		
Applicant/sponsor name: <u>Gerald J. Fiorini</u>		Date: <u>July 8, 2015</u>
Signature: _____		

Part 2 - Impact Assessment. The Lead Agency is responsible for the completion of Part 2. Answer all of the following questions in Part 2 using the information contained in Part 1 and other materials submitted by the project sponsor or otherwise available to the reviewer. When answering the questions the reviewer should be guided by the concept "Have my responses been reasonable considering the scale and context of the proposed action?"

	No, or small impact may occur	Moderate to large impact may occur
1. Will the proposed action create a material conflict with an adopted land use plan or zoning regulations?	<input checked="" type="checkbox"/>	<input type="checkbox"/>
2. Will the proposed action result in a change in the use or intensity of use of land?	<input checked="" type="checkbox"/>	<input type="checkbox"/>
3. Will the proposed action impair the character or quality of the existing community?	<input checked="" type="checkbox"/>	<input type="checkbox"/>
4. Will the proposed action have an impact on the environmental characteristics that caused the establishment of a Critical Environmental Area (CEA)?	<input checked="" type="checkbox"/>	<input type="checkbox"/>
5. Will the proposed action result in an adverse change in the existing level of traffic or affect existing infrastructure for mass transit, biking or walkway?	<input checked="" type="checkbox"/>	<input type="checkbox"/>
6. Will the proposed action cause an increase in the use of energy and it fails to incorporate reasonably available energy conservation or renewable energy opportunities?	<input checked="" type="checkbox"/>	<input type="checkbox"/>
7. Will the proposed action impact existing:	<input checked="" type="checkbox"/>	<input type="checkbox"/>
a. public / private water supplies?	<input checked="" type="checkbox"/>	<input type="checkbox"/>
b. public / private wastewater treatment utilities?	<input checked="" type="checkbox"/>	<input type="checkbox"/>
8. Will the proposed action impair the character or quality of important historic, archaeological, architectural or aesthetic resources?	<input checked="" type="checkbox"/>	<input type="checkbox"/>
9. Will the proposed action result in an adverse change to natural resources (e.g., wetlands, waterbodies, groundwater, air quality, flora and fauna)?	<input checked="" type="checkbox"/>	<input type="checkbox"/>

	No, or small impact may occur	Moderate to large impact may occur
10. Will the proposed action result in an increase in the potential for erosion, flooding or drainage problems?	<input checked="" type="checkbox"/>	<input type="checkbox"/>
11. Will the proposed action create a hazard to environmental resources or human health?	<input checked="" type="checkbox"/>	<input type="checkbox"/>

Part 3 - Determination of significance. The Lead Agency is responsible for the completion of Part 3. For every question in Part 2 that was answered "moderate to large impact may occur", or if there is a need to explain why a particular element of the proposed action may or will not result in a significant adverse environmental impact, please complete Part 3. Part 3 should, in sufficient detail, identify the impact, including any measures or design elements that have been included by the project sponsor to avoid or reduce impacts. Part 3 should also explain how the lead agency determined that the impact may or will not be significant. Each potential impact should be assessed considering its setting, probability of occurring, duration, irreversibility, geographic scope and magnitude. Also consider the potential for short-term, long-term and cumulative impacts.

<input type="checkbox"/>	Check this box if you have determined, based on the information and analysis above, and any supporting documentation, that the proposed action may result in one or more potentially large or significant adverse impacts and an environmental impact statement is required.
<input checked="" type="checkbox"/>	Check this box if you have determined, based on the information and analysis above, and any supporting documentation, that the proposed action will not result in any significant adverse environmental impacts.
Oneida County Board of Legislators	July 8, 2015
_____ Name of Lead Agency	_____ Date
Gerald J. Fiorini	Chairman
_____ Print or Type Name of Responsible Officer in Lead Agency	_____ Title of Responsible Officer
_____ Signature of Responsible Officer in Lead Agency	<u>John R. Kent, Jr.</u> Signature of Preparer (if different from Responsible Officer)

PRINT

40



ONEIDA COUNTY FARMLAND PROTECTION BOARD



Brymer Humphreys, Chair

Thomas Cassidy ♦ Michael J. Cosgrove ♦ Clifford Kitchen ♦ Andy Gale ♦ Paul Snider
Paul van Lieshout ♦ Marty Broccoli ♦ John R. Kent, Jr. ♦ Kathy Pilbeam ♦ Brian Mandryck

Farmland Protection Board Minutes June 16, 2015

Present: Brymer Humphreys, Guy Sassaman, Paul van Lieshout, Tom Cassidy, Mike Cosgrove, Brian Mandryck, Paul Snider, Kathy Pilbeam, Marty Broccoli and Remi Link.

Meeting was called to order by Humphreys at 7:00 P.M.

Motion to approve the March and April's minutes by Cosgrove. Second by Snider. Motion carried.

Ag District 6: Sassaman reported on the applications that were in question at the April meeting. The Ford (Marshall) applicant indicated that there was no farming activity on the property. The Way (Marshall) applicant's parcel mapping is still incomplete at this time.

New application

- o Howard (Paris) the board reviewed the application

Motion to approve all the applications including the Howard application and reject the Ford and Way applications by Cassidy. Second by Cosgrove. Motion carried.

Board appointment: The board of legislators has approved the appointment of Paul van Lieshout to the board at the May meeting.

Motion to appoint Paul van Lieshout to the board by Cosgrove. Second by Mandryck. Motion carried.

PUBLIC HEARING

The floor was opened to the public at 7:30 PM by Humphreys.

Attendees were Charles Newell, Jacqueline & William Howard.

The map of Ag District 6 was presented. The board answered general questions about agricultural districts from the attendees. No further discussion.

Motion by van Lieshout to close the public hearing. Second by Snider. Motion carried.
The public hearing was closed at 7:40PM

The Farmland protection board has approved applications from 261 landowners with 832 parcels totaling 33,774.24 acres for Agriculture District 6, Towns of Bridgewater, Marshall, Paris and Sangerfield.

Motion by Mandryck to close the regular meeting. Second by Cosgrove. Motion carried.

Meeting was adjourned at 7:45PM.

Next meeting on Tuesday October 13th, 2015 at 11:30 AM.

Sign In Sheet 2015

NAME	ORGANIZATION	PHONE	E-MAIL
Paul van Lieshout	FLPB	363-8272 Home 761-5509	paul.van.lieshout@verizon.net
Brymer Humphreys	FLPB		
Tom Cassidy	FLPB	725-9812	agradionet@aol.com
Mike Casgrove	FLPB	853-3667	springrv@gmail.com
Marty Baoccoli	FLPB	716-3594	MJB75
Paul Snider	FLPB	827-4062	psnider@baillic.com
Brian Mandryck	FLPB	336-0469	bmandryck@hwluchner.com
Guy Sassaman	OC Planning	798-5710	gsassaman@ocgov.net
Kathy M. Pilbeam	OC Real Property	798-5756	kpilbeam@ocgov.net
Rain LDK			
Charles Newell		737-8963	GoneGolfing18e Roadrunner.com
Jacqueline Howard	GrassRoots Farm	790-0407	jnoviask@gmail.com
William Howard	GrassRoots Farm	292-3345	bhoward@calltru.com



Oneida County Department of Planning

Boehlert Center at Union Station, 321 Main Street, Utica, NY 13501

June 22, 2015

FN 20

15-252



Anthony J. Picente, Jr.
Oneida County Executive
800 Park Avenue
Utica, NY 13501

WAYS & MEANS


Dear County Executive Picente:

The Project Action to Realign Government Operations (ARGO) screening committee has approved the proposal submitted by the Trenton Joint Fire District on April 14, 2015. The Oneida County Board of Legislators Resolution #247, dated August 14, 2013, requires all Project ARGO contracts between Oneida County and another public corporation over \$50,000.00 need Board action for the County Executive to execute the contract. In order to process these funds as applied for and approved by the screening committee, we respectfully request that you submit to the Oneida County Board of Legislators a request to authorize you to execute the contract with the Trenton Joint Fire District.


The Trenton Joint Fire District will utilize the award of \$61,781.00 to purchase and install the required National Fire Protection Association standards compliant self-contained breathing apparatus equipment for the project. This project will further the County's goal of municipal cooperation and consolidation through shared services by moving forward with streamlined management and operations for firefighting and emergency services with the Town of Trenton, including the Villages of Barneveld, Holland Patent and Prospect.

The Project will be administered through the Oneida County Department of Planning. Thank you for your assistance in this matter.

Sincerely,


John R. Kent, Jr.
Commissioner

Reviewed and Approved for submittal to the
Oneida County Board of Legislators By


Anthony J. Picente, Jr.
County Executive
Date 6/23/15

Department
Planning

Competing Proposal _____
Only Respondent _____
Sole Source RFP _____

Oneida County Board of Legislators Contract Summary

Name of Proposing Organization: Oneida County

Title of Activity or Service: This agreement is between Oneida County and the Trenton Joint Fire District for Project ARGO funding for the Trenton Joint Fire District Standardization of Life and Health Standards Project. The project is being administered by the Oneida County Planning Department.

Proposed Dates of Operations: Effective as of execution date.

Client Population/Number to be Served: Trenton Joint Fire District

SUMMARY STATEMENTS

Narrative Description of Proposed Services The Project ARGO funding award of \$61,781 will be utilized to purchase and install the required National Fire Protection Association standards compliant self-contained breathing apparatus equipment for the project.

- 1) **Program/Service Objectives and Outcomes** To move forward with streamlined management and operations for firefighting and emergency services with the Town of Trenton, including the Villages of Barneveld, Holland Patent and Prospect.
- 2) **Program Design and Staffing Level** Project ARGO

Total Funding Requested: \$61,781

Oneida County Funding Recommendation: \$61,781

Proposed Funding Source (Federal \$ /State \$ /County \$):

Oneida County funding under Project ARGO.

Cost Per Client Served: N/A

Past Performance Served: N/A

O.C. Department Staff Comments: None

TOWN OF TRENTON

JOSEPH E. SMITH, Supervisor
STANLEY K. HARRIS, Town Clerk
J. PATRICK VAN BUSKIRK, Town Justice
DON C. CANNON, Town Justice
ARTHUR HUGHES, Highway Superintendent

PO Box 206
Barneveld, NY 13304-0206
Phone (315) 896-2664
TDD Dial 711
FAX (315) 896-4045
trenton@town.trenton.ny.us

STEPHEN A. GODFREY, Councilman
BRUCE KELLOGG, Councilman
BETSY BEIL MACK, Councilwoman
DAN SHANLEY, II, Councilman

STATE OF NEW YORK)
COUNTY OF ONEIDA) SS:
TOWN OF TRENTON)

I, Stanley K. Harris, Town Clerk of the Town of Trenton,

DO HEREBY CERTIFY that the following resolution was adopted at a Special Meeting of the Town Board held on June 9th, 2014, during which a quorum was always present. Said resolution is incorporated in the original minutes of that meeting and that said resolution has not been altered, amended or revoked and is in full force and effect.

RESOLUTION OF THE TOWN OF TRENTON TO DISSOLVE THE TOWN OF TRENTON FIRE PROTECTION DISTRICT

WHEREAS there has been formed a Fire Protection District in the Town of Trenton; and

WHEREAS, the Town of Trenton, in conjunction with the villages located within the Town are forming a joint fire district to encompass the same area as the fire protection district and in addition the three villages within the town of Trenton to be described as follows: "all of that portion of the town of Trenton which lies outside of the village of Remsen, but including all of the corporate limits of the villages of Prospect, Holland Patent and Barneveld"; and

WHEREAS, the Town hereby desires to dissolve the fire protection district in accordance with Article 71-A, Title 3 (Section 773 *et seq*) of the General Municipal Law, to be effective upon the formation of the joint fire district; and

WHEREAS the Town previously adopted a proposed plan of dissolution of the Town of Trenton's Fire Protection District on the 5th of May, 2014; and,

WHEREAS the Town published notice of the plan of dissolution on its website, which remained on its site from May 5, 2014 until the present date; and

WHEREAS, the Town published notice in a newspaper having general circulation of the town four times, for four successive weeks, containing a general description of the proposed plan of dissolution as well as a hearing date; and

WHEREAS, a public hearing was held on the 9th day of June, 2014 for the purpose of taking public comment on the proposed plan of dissolution;

NOW THEREFORE, BE IT RESOLVED by the Trenton Town Board that the Town of Trenton hereby finds that the proposed plan of dissolution is beneficial to the residents of the Town of Trenton;

BE IT FURTHER RESOLVED by the Trenton Town Board that the Town of Trenton hereby finds no material negative consequences of the proposed plan of dissolution;

BE IT FURTHER RESOLVED by the Trenton Town Board that the Town of Trenton hereby adopts the Plan of Dissolution, to be effective upon the adoption of the resolution forming a joint fire district in the Town of Trenton.


The above resolution was put to a vote and upon roll call the vote was as follows:

		<u>Aye</u>	<u>Nay</u>	<u>Absent</u>
Joseph E. Smith	Supervisor	X		
Stephen A. Godfrey	Councilman			X
Bruce Kellogg	Councilman			X
Betsy Mack	Councilman	X		
Dan Shanley, II	Councilman	X		

Upon the above vote, the resolution was declared adopted.

Dated: Barneveld, New York
June 9th, 2014

IN TESTIMONY HEREOF, I have hereto set my hand and affixed the seal of the said Town of Trenton this 26th day of March, 2015.



Stanley K. Henry
Town Clerk

Ylw

THOMAS P. DINAPOLI
STATE COMPTROLLER



STATE OF NEW YORK
OFFICE OF THE STATE COMPTROLLER

DIVISION OF LEGAL SERVICES
110 State Street – 14th Floor
Albany, NY 12236
Tel: (518) 474-3444
Fax: (518) 473-9104

RECEIVED

OCT 24 2014

October 17, 2014

TRENTON TOWN CLERK

Stanley K. Harris, Town Clerk
Town of Trenton
8520 Old Poland Road
P.O. Box 206
Barneveld, NY 13304-0206

Re: Town of Trenton;
Dissolution of Trenton
Fire Protection District

Dear Mr. Harris:

This will acknowledge receipt of the order of the town board of the Town of Trenton dated June 9, 2014, dissolving the above referenced district. This order was filed in the Office of the State Comptroller on September 16, 2014.

In acknowledging receipt, we express no opinion as to the validity of the proceedings undertaken by the town in connection with the dissolution of this district.

Very truly yours,

Mitchell S. Morris
Associate Counsel

MSM:jaw

48

ONEIDA COUNTY BOARD OF LEGISLATORS

RESOLUTION NO. 247

INTRODUCED BY: Mr. Porter

2ND BY: Mr. Joseph

RE: DELEGATION OF AUTHORITY TO APPROVE PROJECT ARGO CONTRACTS BETWEEN ONEIDA COUNTY AND OTHER PUBLIC CORPORATIONS UNDER \$50,000.00

WHEREAS, Oneida County Executive Anthony J. Picente, Jr., has proposed Project ARGO (Action to Realign Government Operations), to provide funding for consolidation and collaboration projects between Oneida County and partner municipal corporations, districts and public corporations, including cities, towns, villages school districts, sewer districts, fire districts and libraries, and

WHEREAS, County Executive Picente has appointed a five person committee to screen applications for funding under Project ARGO, consisting of the following individuals: (1) One representative of each party designated by the Majority Leader and Minority Leader of the Board of Legislators; (2) The Oneida County Attorney or his designee; (3) The Commissioner of the Oneida County Planning Department; (4) The Director of Central Services; and (5) The Assistant to the County Executive; and

WHEREAS, Project ARGO will result in County-wide benefits, including but not limited to long-term net savings, reductions of costs and streamlining of processes, and

WHEREAS, Project ARGO will be more efficient and able to operate in a more timely manner if the Oneida County Board of Legislators delegates its authority to approve Project ARGO contracts between Oneida County and another public corporation under \$50,000.00 to the screening committee, and the County Executive could execute the contract upon approval of the screening committee without further action from the Board, now therefore be it

RESOLVED, That the Oneida County Board of Legislators hereby delegates its authority to approve Project ARGO contracts between Oneida County and other public corporations under \$50,000.00 to the following screening committee: (1) One representative of each party designated by the Majority Leader and Minority Leader of the Board of Legislators; (2) The Oneida County Attorney or his designee; (3) The Commissioner of the Oneida County Planning Department; (4) The Director of Central Services; and (5) The Assistant to the County Executive, and be it further

RESOLVED, That the delegation of authority is contingent on the following conditions:

- Each such contract must obtain the unanimous approval of the screening committee.
- For each such contract, the screening committee will make a written finding that the contract will result in County-wide benefits including but not limited to long-term net savings, reductions of costs and streamlining of processes, and shall provide the written finding to the Board of Legislators within 10 days of issuance.

APPROVED AND AMENDED : Ways & Means Committee (August 14, 2013)

AMENDED BY BOARD: August 14, 2013

DATED: August 14, 2013

Adopted by the following vote:

AYES 28 NAYS 0 ABSENT 1 (Caruso)

49



ONEIDA COUNTY
OFFICE OF THE COUNTY EXECUTIVE

ANTHONY J. PICENTE, JR.
County Executive
ce@ocgov.net

June 23, 2015

FN 20 15 - 253

Oneida County
Board of Legislators
800 Park Avenue
Utica, New York 13501

**ECONOMIC DEVELOPMENT
& TOURISM**

WAYS & MEANS



Honorable Members:

I am forwarding the proposed 2015-2016 Operating Budget for the Mohawk Valley Community College (MVCC), which was approved by the Board of Trustees at their May 18, 2015 meeting. This proposed budget has gross expenditures of \$51,902,536, a 3.71% decrease over the 2014-2015 budget year.

This budget calls for a local sponsor share of \$7,723,458, which is an increase of 3 percent over the amount of the sponsor share in the 2014-2015 budget year.

We have performed a lengthy review of this budget with the full cooperation of President Van Wagoner, his staff and the Board of Trustees.

As is more fully set forth in the attached correspondence from President Van Wagoner, the proposed budget reflects a modest decrease (-3.7%) in expenditures.

The MVCC budget proposes raising the tuition for full time students by \$150, raising the tuition from \$3,810 to \$3,960 for a 3.9% increase. This increase will still keep MVCC tuition the fifth lowest tuition of any postsecondary institution in New York State. MVCC has also proposed to raise the tuition of part time students for the third year in a row. The proposal will increase the per credit hour fee from \$155 to \$160. The proposed budget expects New York State aid to increase by \$81,742 or 0.57%, reflecting the NYS increase in state aid from \$2,497 per full time student to \$2,597 per full time student or approximately 4% per full time student. The proposed budget also anticipates a 5% decrease in enrollment for the 2015-16 school year.


The proposed budget calls for using approximately \$500,000 of its current fund balance which is approximately \$800,000 less than the previous years budget. The fund balance is estimated to be \$3.0 million at August 31, 2015 which represents a little more than the 5% minimum recommended by the

50

I fully support the requested 3% increase in our local share along with the additional funding to upgrade the computers. Supporting this budget will serve to demonstrate our continuing commitment to maintaining Mohawk Valley Community College as an affordable institution of quality education in Oneida County.

I believe that this is a sound and responsible budget. I urge your early consideration for approval and respectfully request your full board act on this legislation at your **July 8, 2015** meeting.

Respectfully submitted,



Anthony J. Picente, Jr.
Oneida County Executive

AJP:tbk

Attach.

CC: Chairperson, MVCC Board of Trustees
President, MVCC
Comptroller
County Attorney
Budget



MOHAWK VALLEY COMMUNITY COLLEGE

1101 Sherman Drive
Utica, New York 13501-5394
www.mvcc.edu

Office of the President
(315) 792-5333
Fax (315) 792-5678

June 11, 2015

The Honorable Anthony J. Picente, Jr.
Oneida County Executive
800 Park Avenue
Utica, New York 13501

Dear *Anthony* Mr. Picente:



Per our conversation, I am pleased to submit the Mohawk Valley Community College (MVCC) 2015-16 Budget Request approved by our Board of Trustees at the May 18, 2015 meeting that includes a 3% increase in funding sponsor maintenance of effort request to Oneida County. In addition, the budget includes \$125,000 for continued funding for the Achieving the Dream initiative and a specific separate request for \$100,000 to continue the investment by the County in STEM-related programs and allow the College to replace outdated equipment.

The Economic Development Committee and several legislators attended a College update and budget proposal overview presentation in May and is aware of this request. We are proud to have the support of Oneida County that helps us serve the needs of our community in efficient ways. MVCC ranks 26th out of 30 SUNY community colleges in overall cost per FTE – with our range of technical programs, this is a true point of pride for us.

Overall, the proposed \$51,902,536 budget represents a *decrease* of -3.7% and requests a 3.0% increase in sponsor support from Oneida County (\$7,723,458). This year has seen the continued decline in enrollment impacting community colleges across the SUNY system. The trend is driven by the uptick in the economy and related decrease in unemployment and the secondary impact felt now 20 years after the closure of Griffiss Air Force Base that is evident in the overall shrinking numbers of high school students in the region.

Enrollment Overview

- During the recession, MVCC grew 28% from 2007-2013. We added 56 full-time positions during that period of uncommon growth.
- We saw enrollment decline last year 4%; this current year roughly 9% and a projected decline of 5% next year.
- Our enrollment analysis shows that we're holding steady around 30% of the high school graduates in Oneida County, but the area high school graduating classes are simply smaller.

- The job retraining dollars from the recession have been exhausted and the unemployment rate in Oneida County has dropped nearly one-third over the past 18 months. In addition, the economic recovery of the stock market has allowed private colleges to use their replenished endowments to offer very competitive packages to students.
- We have made several changes at the College to increase student success that do not always align with increased enrollment. For example, we eliminated late registration (80 FTE); reduced our nursing cohort by 40 FTE each of the past two years to increase the quality of the program and we've seen licensure pass rates increase; we completed a comprehensive curriculum revision and reduced the average required credits for a degree from 68 to 64 across all of our programs; and we implemented mandatory new student orientation through the SOAR! program.
- As a result, we awarded 1,319 degrees and certificates during the 2014-15 academic year compared to 1,108 in 2013-14 – an increase of 19%.

Revenue Assumptions

With an additional \$100 per FTE increase from the State and an anticipated enrollment decline of 5%, state aid is projected to increase \$81,742 (0.57%). A proposed 3.9% tuition increase of \$150 FT (\$3,810 to \$3,960) places us 26th out of 30 SUNY community colleges and a 3.2% increase of \$5 per credit our PT (\$155 to \$160) places us 14th out of 30 in the state and represents a projected overall tuition decrease of \$-1,827,628 (-8.78%). Chargeback revenues are projected to increase \$238,000 (8.81%) and we plan to allocate \$500,000 in fund balance, which keeps us in line with the 5% of total operating budget guideline from SUNY.

Expenditures

Combining the revenue realities with negotiated and mandated increases created about a \$2.6 million gap between proposed budget requests and projected revenues. Year to year budget variations of some of the major expenditures include:

- Salaries & Wages: \$1,040,405 decrease
- Contractual/Operating: \$ 433,522 decrease
- Fringe \$ 165,706 decrease

Beyond anything in my personal experience, the challenges of this past budget year prompted unprecedented analysis of College operations. Vacancies were filled sparingly throughout the fall and were combined with retirement incentives in December and May, which yielded 25 retirements. When combined with existing vacancies, a total of 51 vacant positions were identified. 15 full-time vacant positions were deleted and 36 vacancies are intended to be filled in the coming year. In addition, 3 incumbent staff were laid-off as the result of a redesign and elimination of their positions and 3 full-time staff were laid-off as the result of closing the Child Care Center, which was operating at an annual loss of more than \$200,000.

A few key operating changes were made to the budget that include:

- Equipment base budget: decrease of \$360,000 down to \$200,000
- Reserve for salary adjustment with settled contracts: \$359,461, consistent with FY15

- Supplies, Utilities, Travel, Advertising, Printing: combined decrease of approximately \$175,000
- Fund balance: \$800,000 less than FY15
- Closure of the Child Care Center: net \$200,000 savings

Thank you in advance for your timely consideration and support of this request. We have made every effort to control costs and identify alternative revenue sources, including a tuition increase, and continued fund balance appropriations to offset declining enrollments and limit support needed from the County. I hope that you will find our plan and associated budget request compelling and worthy of your support to then forward it to the Oneida County Board of Legislators for approval.

Sincerely,



Randall J. VanWagoner, Ph.D.
President

C: MVCC Board of Trustees
✓ Tom Keeler, Budget Director

BOARD OF TRUSTEES ONLY

MOHAWK VALLEY COMMUNITY COLLEGE

2015-16 OPERATING BUDGET REQUEST

Board of Trustees Meeting
18-May-15

Mohawk Valley Community College
2015-16 Budget Request

INDEX

2014-15 to 2015-16 Budget Request Rev & Appropriations Summary . 1 – 1a

State Aid & Tuition Calculations 2 – 2a

Offsets to Expense & Federal Aid 3 – 3a

2015-16 Operating Budget Request Summary..... 4 – 4b

2014-15 vs. 2015-16 Employee Benefits & Rental Expense..... 5

Grants Adopted vs. Amended & Insurance Program 6

Sponsor Contribution History..... 7

Fund Balance History 8

2014-15 Budget vs. 2015-16 Budget FTE's 9

2015-16 Enrollment Projections 10

Mohawk Valley Community College
 2014 - 2015 to 2015 - 2016
 Budget Request

	Adopted 2014-15 Budget	Percent of Net Budget (1)	2015-16 Request	Increase (Decrease)	Percent Change	Percent of Net Budget
Full Time Tuition:	\$ 3,960					
Part Time Tuition:	\$ 160					
Chargeback Rate:	\$ 2,090					
State Aid:	\$ 2,597					
<u>Estimated Revenues:</u>						
Tuition	\$ 20,810,609	44.23%	\$ 19,080,847	\$ (1,729,762) (3)	-8.31%	42.02%
State Aid	\$ 14,290,220	30.37%	\$ 14,371,962	\$ 81,742	0.57%	31.65%
Chargebacks	\$ 2,702,000		\$ 3,248,000	\$ 546,000	20.21%	
Out-of-State	\$ 447,500		\$ 487,500	\$ 40,000	8.94%	
Fed Aid/Offsets	\$ 4,633,210		\$ 4,466,770	\$ (166,440)	-3.59%	
Fund Balance	\$ 1,300,000		\$ 500,000	\$ (800,000)	-61.54%	
Sponsor Appropriation	\$ 7,498,503	25.39% (2)	\$ 7,723,458	\$ 224,955	3.00%	26.33%
Subtotal:	\$ 51,682,042	100.0%	\$ 49,878,536	\$ (1,803,505)	-3.49%	100.0%
Grants & Non Credit: (4)						
Grants & Non Credit:	\$ 450,000		\$ 450,000	\$ -	0.00%	
Non-Credit Offsets	\$ 1,770,000		\$ 1,574,000	\$ (196,000)	-11.07%	
Subtotal:	\$ 2,220,000		\$ 2,024,000	\$ (196,000)	-8.83%	
Grand Total Revenue:	\$ 53,902,042		\$ 51,902,536	\$ (1,999,505)	-3.71%	

57

Mohawk Valley Community College
 2014 - 2015 to 2015 - 2016
 Budget Request

	Adopted 2014-15 Budget	Percent of Net Budget	2015-16 Request	Increase (Decrease)	Percent Change	Percent of Net Budget
Appropriations:						
General Operating:						
Personal Services	\$ 30,172,891	56.45%	\$ 29,132,486	\$ (1,040,405)	-3.45%	56.62%
Equipment	\$ 499,873	0.94%	\$ 140,000	\$ (359,873)	-71.99%	0.27%
Contractual	\$ 9,179,628	17.17%	\$ 8,746,106	\$ (433,522)	-4.72%	17.00%
Employee Benefits	\$ 13,599,650	25.44%	\$ 13,433,944	\$ (165,706)	-1.22%	26.11%
Subtotal	\$ 53,452,042	100.00%	\$ 51,452,536	\$ (1,999,506)	-3.74%	100.00%
Grants & Non Credit:						
Personal Services	\$ 313,500	69.67%	\$ 313,500	\$ -	0.00%	69.67%
Equipment	\$ 60,000	13.33%	\$ 60,000	\$ -	0.00%	13.33%
Contractual	\$ 21,500	4.78%	\$ 21,500	\$ -	0.00%	4.78%
Employee Benefits	\$ 55,000	12.22%	\$ 55,000	\$ -	0.00%	12.22%
Subtotal	\$ 450,000	100.00%	\$ 450,000	\$ -	0.00%	100.00%
Grand Total Expenses:	\$ 53,902,042		\$ 51,902,536	\$ (1,999,506)	-3.71%	

Footnotes:

- (1) Net Operating Budget = Total budget - (Offset + "Cost not Allowable for State Aid").
- (2) Local Share = Sponsor + Fund Balance + Chargebacks + Out-of-State
- (3) Full-time Tuition increase of \$100, 2.7%
- (4) 100% Offset to Expense - self-sustaining programs.

58

Mohawk Valley Community College
State Aid Calculations
2015-16

Actual

Fundable FTE's -	2012-13		5,766.7
Fundable FTE's -	2013-14		5,688.4
Fundable FTE's -	2014-15		5,161.5

Weighting Factors x Actual Funded FTE

2012-13	20%	5,766.7	1,153.3
2013-14	30%	5,688.4	1,706.5
2014-15	50%	5,161.5	2,580.8
Weighted Average			5,440.6
Funded FTE = Greater Weighted average or prior year's actual			5,440.6

Base State Aid	\$	2,597		\$	14,129,238
Rental				\$	54,874
Funding High Needs Programs				\$	-
Supplemental State Aid				\$	187,850
Total Budgeted State Aid				\$	14,371,962

Mohawk Valley Community College
 Tuition Computation Calculations
 2015-16

	Head Ct	Cr. Hrs.	Rate	Tuition
Full Time			\$ 3,960	
Fall 2015	3,820.0	56,611.0		
Spr. 2016	3,276.0	48,362.0		
Average	3,548.0			\$ 14,049,189
Part Time - Regular			\$ 160	
Fall 2015	1,356.6	8,699.8		\$ 1,391,971
Spr. 2016	1,272.1	8,147.5		\$ 1,303,600
Intersession	192.9	681.6		\$ 109,060
Part Time - High School Program				
Fall 2015	1,739.0	7,252.5		\$ 386,800
Spr. 2016	2,175.0	11,426.8		\$ 609,429
Sum 2015	1,171.4	7,084.4		\$ 1,133,511
Total Part Time		43,293.0		\$ 4,934,373
Tuition Adjustment				\$ 97,285
Total Tuition				\$ 19,080,847
Total Credit Hours		148,266.0		
Total FTE		4,942.2		

60

DETAIL FOR OFFSETS TO EXPENSE AND FEDERAL AID

Budget Request

2015-16

	Actual 2012-13	Budget 2014-15	Budget 2015-16
Offset to Expense			
Day Care	\$49,488	\$70,000	\$0
Gymnasium	\$20,361	\$21,000	\$22,000
Transcript Fees	\$46,259	\$40,000	\$40,000
Protested Check Fee	\$250	\$500	\$300
Credit by Exam/Life Experience	\$4,698	\$4,500	\$2,000
Nursing Proficiency Exam	\$0	\$0	\$0
Late Fees	\$146	\$200	\$100
Nursing IV Diagnostic Readiness Test	\$0	\$0	\$0
Air Frame & PowerPlant Fee	\$189,484	\$225,000	\$225,000
Welding Fee \$100	\$9,670	\$11,500	\$11,500
Art Studio Lab Fee (\$20 - \$60)	\$24,360	\$25,000	\$23,000
Internet Course Fee	\$227,623	\$312,000	\$300,000
Technology Fee	\$1,331,208	\$1,390,000	\$1,386,629
Student Support Fee	\$0	\$252,800	\$240,160
Nursing Lab Fee	\$67,000	\$60,000	\$50,000
Science Lab Fees	\$89,126	\$96,000	\$91,200
Interest Earnings	\$14,789	\$15,000	\$10,000
Commissions/Vending	\$27,083	\$25,000	\$25,000
Sale of Equipment	\$38,202	\$25,000	\$25,000
Refund of Prior Year Expense	\$243,813	\$125,000	\$125,000
Food Service Income	\$6,835	\$7,000	\$7,000
Other Miscellaneous	\$612,566	\$1,283,203	\$1,037,375
Parking Fines	\$4,015	\$4,000	\$2,000
Library Fines (Copier)	\$2,331	\$3,000	\$2,000
Dorm Utility Charges	\$142,039	\$185,000	\$185,000
Dorm Staff Charges	\$105,618	\$105,206	\$105,206
Building & Security Services	\$300	\$1,500	\$300
Rental of Facilities	\$75,434	\$80,000	\$169,200
Foundation - Reimbursement	\$0	\$5,000	\$0
Child Care (State Aid)	\$40,400	\$25,000	\$0
MVCC Foundation Contribution	\$0	\$50,000	\$200,000
Total Other Offsets	\$3,373,098	\$4,447,409	\$4,284,970
FEDERAL AID			
VA Reporting Fees	\$3,228	\$3,000	\$3,000
Fed. Funds Admin. Allowance	\$56,393	\$50,000	\$50,000
Federal Work Study	\$90,785	\$128,800	\$128,800
JSDA - Child Care	\$4,847	\$4,000	\$0
Total Federal Aid	\$155,253	\$185,800	\$181,800
Total Offsets/Federal Aid:	\$3,528,351	\$4,633,209	\$4,466,770

61

DETAIL FOR OFFSETS TO EXPENSE AND FEDERAL AID

Budget Request

2015-16

	Actual 2012-13	Budget 2014-15	Budget 2015-16
Balance Forward (previous page):	\$3,528,351	\$4,633,209	\$4,466,770
Grants and Non-Credit			
Grants	\$2,695,922	\$450,000	\$450,000
Contract Course Fees	\$389,986	\$375,000	\$300,000
Self Sustaining Non Credit Offerings	\$1,796,182	\$1,395,000	\$1,274,000
Total Grants & Non-Credit	\$4,882,090	\$2,220,000	\$2,024,000
Grand Total:	\$8,410,441	\$6,853,209	\$6,490,770

62

Mohawk Valley Community College		Personnel		Contract		Equipment		Equipment		Total		Total		%	
Summary of 2015-16 Proposed Budget		2014 - 15	2015-16	2014-15	2015-16	2014 - 15	2015-16	2014 - 15	2015-16	2014-15	2015-16	2014-15	2015-16	Requested	%
DEPARTMENT		Requested	Requested	Requested	Requested	Requested	Requested	Requested	Requested	Requested	Requested	Requested	Requested	Budget	Chg.
		Budget	Budget	Budget	Budget	Budget	Budget	Budget	Budget	Budget	Budget	Budget	Budget		
Public Service 1222				\$ 4,200	\$ 3,600					\$ 4,200	\$ 3,600			\$ 3,600	-14.3%
Library 1150		\$ 573,340	\$ 535,272	\$ 381,250	\$ 380,400					\$ 954,580	\$ 915,672			\$ 915,672	-4.1%
Education Technology 1151		\$ 384,883	\$ 332,192	\$ 250,840	\$ 181,150					\$ 635,723	\$ 513,342			\$ 513,342	-19.3%
Tutoring Center 1152		\$ 310,397	\$ 381,256	\$ 3,000	\$ 3,000					\$ 313,397	\$ 384,256			\$ 384,256	22.6%
TOTAL		\$ 1,268,620	\$ 1,248,720	\$ 639,290	\$ 568,150					\$ 1,907,910	\$ 1,816,870			\$ 1,816,870	-4.8%
Rome Campus 1707		\$ 421,183	\$ 405,767	\$ 20,500	\$ 17,500					\$ 441,683	\$ 423,257			\$ 423,257	-4.2%
VP Student Services 1301		\$ 161,110	\$ 165,752	\$ 67,350	\$ 31,770					\$ 228,460	\$ 197,522			\$ 197,522	-13.5%
Recruitment & Outreach 1212		\$ 36,339	\$ 38,226	\$ 12,000	\$ 12,000					\$ 48,339	\$ 50,226			\$ 50,226	3.9%
Student Engagement & Outreach 1302		\$ 193,368	\$ 161,572	\$ 98,225	\$ 105,375					\$ 291,593	\$ 266,947			\$ 266,947	-8.5%
Counseling 1303		\$ 204,602	\$ 216,943	\$ 13,450	\$ 25,030					\$ 218,052	\$ 241,973			\$ 241,973	11.0%
Health Center 1304		\$ 92,430	\$ 86,393	\$ 7,750	\$ 6,750					\$ 100,180	\$ 93,143			\$ 93,143	-7.0%
Admissions 1305		\$ 330,939	\$ 342,236	\$ 40,700	\$ 40,700					\$ 371,639	\$ 382,936			\$ 382,936	3.0%
Svs. To Students/Disabilities 1307		\$ 140,478	\$ 131,381	\$ 109,950	\$ 106,350					\$ 250,426	\$ 237,731			\$ 237,731	-5.1%
Residence Life 1308		\$ 118,854	\$ 129,454	\$ 300	\$ 2,450					\$ 119,154	\$ 131,904			\$ 131,904	10.7%
Child Care 1309		\$ 188,724	\$ -	\$ 41,600	\$ -					\$ 230,324	\$ -			\$ -	-100.0%
Athletics 1312		\$ 336,483	\$ 347,512	\$ 29,500	\$ 30,365					\$ 365,983	\$ 377,897			\$ 377,897	3.3%
Career - Job Placement Svc 1314		\$ 156,739	\$ 118,822	\$ 8,100	\$ 22,300					\$ 164,839	\$ 140,822			\$ 140,822	-14.6%
Judicial Affairs 1315		\$ 126,796	\$ 131,059	\$ 8,620	\$ 8,020					\$ 135,416	\$ 139,079			\$ 139,079	2.7%
International Students 1316		\$ 46,702	\$ 49,454	\$ 25,750	\$ 25,750					\$ 72,452	\$ 75,204			\$ 75,204	3.8%
Adult Learner 1317		\$ 180,432	\$ 252,568	\$ 2,600	\$ 4,050					\$ 183,032	\$ 256,618			\$ 256,618	40.2%
First Year Experience 1318		\$ 18,000	\$ 12,000	\$ 37,000	\$ 32,500					\$ 55,000	\$ 44,500			\$ 44,500	-19.1%
Registrar 1508		\$ 439,312	\$ 414,826	\$ 4,725	\$ 4,325					\$ 444,037	\$ 418,851			\$ 418,851	-5.7%
Financial Aid 1502		\$ 388,547	\$ 380,047	\$ 4,850	\$ 7,850					\$ 393,397	\$ 387,897			\$ 387,897	-1.4%
College Work Study 1502		\$ 168,881	\$ 133,715	\$ -	\$ -					\$ 168,881	\$ 133,715			\$ 133,715	-20.8%
TOTAL Student Svcs.		\$ 3,749,917	\$ 3,517,117	\$ 532,970	\$ 483,105					\$ 4,282,887	\$ 4,000,222			\$ 4,000,222	-6.6%
VP Administrative Svcs. 1501		\$ 165,644	\$ 171,723	\$ 21,075	\$ 5,800			\$ 364,873	\$ 140,000	\$ 551,592	\$ 317,523			\$ 317,523	-42.4%
Office Services 1505		\$ 172,019	\$ 192,294	\$ 512,860	\$ 485,200					\$ 684,879	\$ 677,494			\$ 677,494	-1.1%
Human Resources 1507		\$ 274,041	\$ 267,125	\$ 105,800	\$ 106,500					\$ 379,841	\$ 375,625			\$ 375,625	-1.1%
Finance Office 1509		\$ 794,581	\$ 873,461	\$ 184,551	\$ 173,550					\$ 979,132	\$ 1,047,011			\$ 1,047,011	6.9%
Information Tech - Adm Applications 1706		\$ 642,529	\$ 666,968	\$ 609,822	\$ 589,906					\$ 1,252,351	\$ 1,256,874			\$ 1,256,874	0.4%
TOTAL Admin. Svcs.		\$ 2,048,814	\$ 2,171,571	\$ 1,434,108	\$ 1,362,956			\$ 364,873	\$ 140,000	\$ 3,847,795	\$ 3,674,527			\$ 3,674,527	-4.5%
TOTAL - Sheet 2		\$ 7,067,351	\$ 6,937,408	\$ 2,606,368	\$ 2,414,211					\$ 9,673,719	\$ 9,351,619			\$ 9,351,619	-3.3%
Page 4a															
Director of Facilities & Oplis 1511		\$ 310,065	\$ 284,435	\$ 1,693,900	\$ 1,479,900					\$ 2,003,965	\$ 1,764,335			\$ 1,764,335	-12.0%
Buildings 1512		\$ 447,813	\$ 433,664	\$ 314,900	\$ 292,100					\$ 762,713	\$ 725,764			\$ 725,764	-4.8%
Custodial 1513		\$ 1,064,876	\$ 977,049	\$ 146,800	\$ 146,800					\$ 1,211,676	\$ 1,123,849			\$ 1,123,849	-7.2%

64

Mohawk Valley Community College												
Summary of 2015-16 Proposed Budget												
	Personnel		Personnel		Contract		Contract		Equipment		Equipment	
	2014 - 15 Requested Budget	2015-16 Requested Budget	2014-15 Requested Budget	2015-16 Requested Budget	2014-15 Requested Budget	2015-16 Requested Budget	2014-15 Requested Budget	2015-16 Requested Budget	2014-15 Requested Budget	2015-16 Requested Budget	2014-15 Requested Budget	2015-16 Requested Budget
			% Chg.			% Chg.			% Chg.		% Chg.	
DEPARTMENT												
Grounds 1514	\$ 199,936	\$ 211,028	5.5%	\$ 193,800	\$ 183,600	-5.2%						
Inventory/Receiving 1515	\$ 148,079	\$ 144,904	-2.1%	\$ 2,600	\$ 1,500	-40.0%						
Facilities & Operations	\$ 2,170,769	\$ 2,051,080	-5.5%	\$ 2,351,700	\$ 2,103,900	-10.5%						
Security 1504	\$ 866,403	\$ 850,364	-1.9%	\$ 44,037	\$ 43,500	-1.2%						
TOTAL	\$ 3,037,172	\$ 2,901,444	-4.5%	\$ 2,395,737	\$ 2,147,400	-10.4%						
President 1701	\$ 390,258	\$ 403,716	3.4%	\$ 51,000	\$ 26,000	-49.0%						
Board of Trustees 1702	\$ 5,000	-	-100.0%	\$ 42,500	\$ 44,500	4.7%						
Marketing & Communications 1703	\$ 392,840	\$ 414,176	5.4%	\$ 520,800	\$ 442,870	-15.0%						
Development 1704	\$ 272,030	\$ 287,620	5.7%	\$ 3,500	\$ 3,500	0.0%						
Alumni 1705	\$ 54,973	\$ 56,430	2.7%	\$ 700	\$ 700	0.0%						
Events Coordinator 1709	\$ 250,248	\$ 217,858	-12.9%	\$ 134,675	\$ 102,600	-23.8%						
Grants 1710	\$ 70,000	-	-100.0%	-	\$ 88,259	100.0%						
Institutional Research & Analysis 1171***	\$ 199,756	\$ 208,511	4.4%	\$ 17,200	\$ 19,010	10.5%						
TOTAL	\$ 1,635,105	\$ 1,588,311	-2.9%	\$ 770,375	\$ 727,439	-5.6%						
Rental, Consultant, CPA Services, MISC Sp				\$ 491,700	\$ 437,675	-11.0%						
Insurance 1810	520000	\$ 408,461	-21.4%	\$ 295,816	\$ 338,773	14.5%						
Other Institutional-staff development 1830				\$ 218,000	\$ 214,600	-1.6%						
TOTAL	\$ 520,000	\$ 408,461	-21.4%	\$ 1,005,516	\$ 991,048	-1.4%						
***- Institutional Research moving to VP Admin for 2013-14												
Employee Benefits 1820	\$ 36,000	\$ 34,350	-4.6%	\$ 13,589,650	\$ 13,433,944	-1.2%						
TOTAL - Sheet 3	\$ 5,228,277	\$ 4,932,566	-5.7%	\$ 17,771,278	\$ 17,299,831	-2.7%						
TOTAL Sheets 1 - 3	\$ 30,486,391	\$ 29,445,986	-3.4%	\$ 22,950,778	\$ 22,256,550	-3.2%	\$ 424,873	\$ 200,000	-52.9%	\$ 53,902,042	\$ 51,902,556	-3.7%
Page 4b												

65

**Mohawk Valley Community College
Employee Benefits & Rental Expense
2014 - 2015 to 2015 - 2016**

<u>EMPLOYEE BENEFITS</u>	2014-15 Adopted	2015-16 Request	% Change
Health Insurance Waiver	\$ 36,000	\$ 34,350	-4.6%
NYS Teachers Retirement	\$ 645,150	\$ 600,000	-7.0%
TIAA/CREF Retirement	\$ 1,550,000	\$ 1,550,000	0.0%
NYS Employees Retirement	\$ 1,950,000	\$ 1,850,000	-5.1%
Social Security	\$ 2,350,000	\$ 2,260,000	-3.8%
Health Insurance	\$ 6,300,000	\$ 6,261,444	-0.6%
Unemployment Compensation	\$ 120,000	\$ 110,000	-8.3%
Workers Compensations	\$ 390,000	\$ 350,000	-10.3%
Employee Tuition Waivers	\$ 15,000	\$ 18,000	20.0%
Dependent Tuition Waivers	\$ 80,000	\$ 80,000	0.0%
Med LTD & Life Insurance	\$ 30,000	\$ 25,000	-16.7%
Nursing Liability Insurance	\$ 500	\$ 500	0.0%
Vision Insurance	\$ 60,000	\$ 50,000	-16.7%
Other Employee Benefits (Flex, EAP)	\$ 10,000	\$ 11,000	10.0%
Compensated Absences - FICA	\$ 3,000	\$ 2,000	-33.3%
PA Retirement Incentive	\$ 266,000	\$ 266,000	0.0%
Total Fringe Benefits	\$ 13,805,650	\$ 13,468,294	-2.4%

RENTAL EXPENSE

Bowling Lane	\$ 2,000	\$ 2,000	0.0%
Golf Course	\$ 1,500	\$ 1,500	0.0%
Ice Rental	\$ 17,000	\$ 15,000	-11.8%
Tennis Court Rental	\$ -	\$ -	0.0%
Indoor Baseball	\$ 7,500	\$ 7,500	0.0%
Room Rental	\$ 3,500	\$ -	-100.0%
Rental Other (MHA)	\$ 44,000	\$ 39,175	-11.0%
Rental Griffiss	\$ 50,000	\$ 50,000	0.0%
Total Rentals	\$ 125,500	\$ 115,175	-8.2%

**Mohawk Valley Community College
Grants Adopted vs. Amended
2014-15**

	Personal Services	Equipment	Contractual	Fringe Benefits	Total
014 - 15 Adopted Budget:	\$ 313,500	\$ -	\$ 21,500	\$ 55,000	\$ 390,000
014 - 15 Amended Budget:					
SUNY 20/20 Fab Lab	\$ -	\$ 586,000	\$ -	\$ -	\$ 586,000
HVCC Nano Tech - NSF	\$ 14,738	\$ -	\$ 12,057	\$ 5,453	\$ 32,248
MV EOP Center	\$ 170,817	\$ -	\$ 17,000	\$ 68,204	\$ 256,021
Utica GEAR UP - Year 3	\$ 18,046	\$ -	\$ 16,296	\$ 8,196	\$ 42,538
Upward Bound	\$ 131,000	\$ -	\$ 71,570	\$ 64,720	\$ 267,290
SUNY Honors	\$ -	\$ -	\$ 7,283	\$ -	\$ 7,283
SUNY Library Collection	\$ -	\$ -	\$ 8,625	\$ -	\$ 8,625
CSTEP	\$ 37,698	\$ -	\$ 65,166	\$ 13,675	\$ 116,539
Utica GEAR UP - Year 4	\$ 247,210	\$ -	\$ 181,500	\$ 122,777	\$ 551,487
STEP	\$ 37,255	\$ -	\$ 29,288	\$ 27,391	\$ 93,934
MV Youthbuild - DOL Grant	\$ 206,647	\$ -	\$ 433,048	\$ 83,036	\$ 722,731
TAACCCT - DOL thru Monroe CC	\$ 84,476	\$ 378,593	\$ 114,180	\$ 29,704	\$ 606,953
VATEA - All (4) Major Efforts	\$ 154,930	\$ 84,990	\$ 170,524	\$ 53,654	\$ 464,098
Susan Harwood Trg, DOL	\$ 83,713	\$ -	\$ 31,043	\$ 25,114	\$ 139,870
MV Americorps, NYS	\$ 25,000	\$ -	\$ 97,986	\$ 5,392	\$ 128,378
NISE Network-Museum Science, MA	\$ 1,200	\$ -	\$ 1,618	\$ 182	\$ 3,000
Transfer Gateways, USDOE - Oswego	\$ 40,400	\$ -	\$ -	\$ 13,736	\$ 54,136
					\$ -
Total	\$ 1,253,130	\$ 1,049,583	\$ 1,257,184	\$ 521,234	\$ 4,081,131

**Mohawk Valley Community College
Insurance Program**

	2014-15 Adopted	2014-15 Amended	2015-16 Request	% Change
Boiler & Machinery	\$ -	\$ -	\$ -	0.0%
Data Processing	\$ 1,500	\$ 1,500	\$ 1,876	25.1%
Employee Dishonesty	\$ 500	\$ 15,017	\$ 398	-97.3%
Commercial	\$ 277,555	\$ 277,555	\$ 312,841	12.7%
Automobile	\$ 15,561	\$ 15,561	\$ 13,204	-15.1%
Other	\$ 7,000	\$ 8,595	\$ 10,454	21.6%
Total	\$ 302,116	\$ 318,228	\$ 338,773	6.5%

67

**Mohawk Valley Community College
Historical Comparison
Sponsor Appropriation**

	Sponsor Contribution	Increased Amount	% Increase
2002 - 03	\$ 5,812,059	\$ 497,000	9.35%
2003 - 04	\$ 5,862,059	\$ 50,000	0.86%
2004 - 05	\$ 6,362,059	\$ 500,000	8.53%
2005 - 06	\$ 6,462,059	\$ 100,000	1.57%
2006 - 07	\$ 6,862,059	\$ 400,000	6.18%
2007 - 08	\$ 7,068,059	\$ 206,000	3.00%
2008 - 09	\$ 7,280,100	\$ 212,041	3.00%
2009 - 10	\$ 7,280,100	\$ -	0.00%
2010 - 11	\$ 7,280,100	\$ -	0.00%
2011 - 12	\$ 7,280,100	\$ -	0.00%
2012 - 13	\$ 7,280,100	\$ -	0.00%
2013 - 14	\$ 7,280,100	\$ -	0.00%
2014-15	\$ 7,498,503	\$ 218,403	3.00%
2015-16	\$ 7,723,458	\$ 224,955	3.00%

68

Mohawk Valley Community College
Historical Comparison
Fund Balances

Fiscal Yr. Ending	Proposed Budget Total Appropriations	% Increase	Unreserved Fund Balance at End of Fiscal Year	Amount Appropriated For Next Year	Unappropriated Balance	Unappropriated Balance as a % of Opr Budget	Minimum Recommend Bal 5% of Total Appropriations
August 31, 2002	\$ 31,105,667	3.35%	\$ 263,432	\$ -	\$ 263,432	0.85%	\$ 1,555,283
August 31, 2003	\$ 32,640,102	4.93%	\$ 1,170,092	\$ 434,103	\$ 735,989	2.25%	\$ 1,632,005
August 31, 2004	\$ 35,123,246	7.61%	\$ 1,950,693	\$ 1,402,868	\$ 547,825	1.56%	\$ 1,756,162
August 31, 2005	\$ 36,458,478	3.80%	\$ 1,989,256	\$ 1,040,000	\$ 949,256	2.60%	\$ 1,822,924
August 31, 2006	\$ 37,940,000	4.06%	\$ 3,545,798	\$ 842,850	\$ 2,702,948	7.12%	\$ 1,897,000
August 31, 2007	\$ 39,618,571	4.42%	\$ 4,676,914	\$ 1,840,152	\$ 2,836,762	7.16%	\$ 1,980,929
August 31, 2008	\$ 41,433,478	4.58%	\$ 6,154,813	\$ 2,125,000	\$ 4,029,813	9.73%	\$ 2,071,674
August 31, 2009	\$ 45,072,818	8.78%	\$ 7,110,060	\$ 3,000,000	\$ 4,110,060	9.12%	\$ 2,253,641
August 31, 2010	\$ 47,828,521	6.11%	\$ 7,871,295	\$ 4,000,000	\$ 3,871,295	8.09%	\$ 2,391,426
August 31, 2011	\$ 50,195,780	4.95%	\$ 6,626,108	\$ 3,976,826	\$ 2,649,282	5.28%	\$ 2,509,789
August 31, 2012	\$ 50,553,210	0.71%	\$ 5,179,003	\$ 1,268,579	\$ 3,910,424	7.74%	\$ 2,527,661
August 31, 2013	\$ 51,804,021	2.47%	\$ 5,636,547	\$ 1,396,877	\$ 4,239,670	8.18%	\$ 2,590,201
August 31, 2014	\$ 53,902,042	4.05%	\$ 6,260,673	\$ 1,300,000	\$ 4,960,673 *	9.20%	\$ 2,695,102
August 31, 2015	\$ 51,902,536	-3.71%	\$ 3,500,000 *	\$ 500,000	\$ 3,000,000 *	5.78%	\$ 2,595,127

* Projected

69

**Mohawk Valley Community College
Budget Vs Projected FTE's
2014-2015 To 2015-2016**

	Budgeted FTE's 2014-15	Budgeted FTE's 2015-16	FTE Difference	% Difference
Fall				
Full Time	2,238.2	1,887.0	(351.2)	-15.7%
Part Time	489.8	531.7	41.9	8.6%
Intersession	19.4	22.7	3.4	17.4%
Spring				
Full Time	1,925.6	1,612.1	(313.6)	-16.3%
Part Time	584.8	652.5	67.7	11.6%
Summer				
Part Time	<u>229.5</u>	<u>236.1</u>	<u>6.7</u>	2.9%
Totals:	5,487.3	4,942.2	(545.1)	-9.9%

**Mohawk Valley Community College
Enrollment Projections
2015-16**

	Actual 2012-13	Actual 2013-14	% Chg. 12-13 to 13-14	Projected 2014-15	% Chg. 13-14 to 14-15	Budgeted 2015-16	% Chg. 14-15 to 15-16
<u>Full Time Headcount</u>							
Fall	4,599	4,616	0.37%	4,524	-1.99%	3,820	-15.56%
Spring	4,281	3,996	-6.66%	3,907	-2.23%	3,276	-16.15%
<u>Full Time Credit Hours</u>							
Fall	67,802	68,517	1.05%	67,147	-2.00%	56,611	-15.69%
Spring	62,623	59,099	-5.63%	57,769	-2.25%	48,362	-16.28%
<u>Part Time Headcount</u>							
Fall	2,863	2,817	-1.61%	2,803	-0.49%	2,663	-5.00%
Spring	3,274	3,294	0.61%	3,193	-3.05%	3,034	-5.00%
Summer & Intersession	1,589	1,528	-3.84%	1,448	-5.24%	1,364	-5.81%
<u>Part Time Credit Hours</u>							
Fall	15,161	14,887	-1.81%	14,697	-1.27%	15,952.3	8.54%
Spring	17,453	18,089	3.64%	17,544	-3.01%	19,574.3	11.57%
Summer & Intersession	9,192	8,815	-4.10%	7,465	-15.32%	7,766.0	4.03%
Total Cr. Hrs	172,230.1	169,406.8	-1.64%	164,622.7	-2.82%	148,265.6	-9.94%
Total FTE's	5,741.0	5,646.9	-1.64%	5,487.4	-2.82%	4,942.2	-9.94%

12



ONEIDA COUNTY DEPARTMENT OF LAW

Oneida County Office Building
800 Park Avenue ♦ Utica, New York 13501-2975
(315) 798-5910 ♦ Fax (315) 798-5603

ANTHONY J. PICENTE JR.
COUNTY EXECUTIVE

PETER M. RAYHILL
COUNTY ATTORNEY

June 23, 2015

FN 20 15-254

Anthony J. Picente, Jr.
Oneida County Executive
800 Park Avenue
Utica, New York 13501

WAYS & MEANS

Re: City of Rome – Infrastructure Contract

Dear Mr. Picente:

Attached are copies of an Agreement between Oneida County and the City of Rome for utilization of a portion of the Partners in Prosperity funds for a recreational facility located in the City of Rome.

Pursuant to this Agreement, the County will pay the City a one-time payment of \$350,000.00 for the construction of a waterfront “Welcome Center”. The Welcome Center shall consist of a public shelter structure with public ADA compliant men’s and women’s restrooms, public water fountains, open space shelter, regional maps, signage for local points of interest and a bicycle repair station. The City shall provide all maintenance to the Welcome Center, including but not limited to, inspection and monitoring, mowing, litter removal, surface maintenance year-round, sign maintenance and repair.


This agreement shall be in effect through December 31, 2015.

If this meets with your approval, please forward to the Board of Legislators for their consideration at the next meeting.

Very truly yours,

Peter M. Rayhill
Peter M. Rayhill, Esq.
Oneida County Attorney

Reviewed and Approved for submittal to the
Oneida County Board of Legislators by
Anthony J. Picente, Jr.
Anthony J. Picente, Jr.
County Executive
Date 6/26/15



72

Oneida Co. Department: County Executive

Competing Proposal _____
Only Respondent _____
Sole Source RFP _____
Federal Agreement/Revenue _____

Oneida County Contract Summary

Name of Proposing Organization: City of Rome
198 N. Washington Street
Rome, New York 13440

Title of Activity or Service: Signage and Tourism Infrastructure

Proposed Dates of Operation: 7/15/15 – 12/31/15

Client Population/Number to be Served:

Summary Statements:

1) Narrative Description of Proposed Services: The City of Rome will construct a waterfront “Welcome Center” at Bellamy Harbor Park, located on the east side of Mill Street along the Barge Canal in the City of Rome. The Welcome Center shall consist of a public shelter structure with public ADA compliant men’s and women’s restrooms, public water fountains, open space shelter, regional maps, signage for local points of interest and a bicycle repair station. The City shall provide all maintenance to the Welcome Center, including but not limited to, inspection and monitoring, mowing, litter removal, surface maintenance year-round, sign maintenance and repair.

2) Program/Service Objectives and Outcomes: Developing tourism with the goal of promoting economic development and commercial revitalization, and to increase public awareness of, improve access to and increase use of the resources available to local citizens and visitors

3) Program Design and Staffing:

Total Funding Requested: \$350,000.00

Account #: A6411.4954

Oneida County Dept. Funding Recommendation: The County shall make a one-time payment to the City in the amount of 350,000.00 within 30 days of submission by the City of the agreement to construct the Welcome Center.

Proposed Funding Sources (Federal \$/ State \$/County \$): County

PARTNERS IN PROSPERITY AGREEMENT

THIS AGREEMENT, made the day of , 2015, by and between the COUNTY OF ONEIDA, a municipal corporation, having its office and principal place of business located at 800 Park Avenue, Utica, New York, hereinafter referred to as the COUNTY, and the CITY OF ROME, a municipal corporation; having its office and principal place of business at 198 N. Washington Street, Rome, New York 13440, hereinafter referred to as the CITY.

WHEREAS, the County and the City share valuable resources, scenic routes and destinations that have the potential to attract visitors to the County, and

WHEREAS, the County and the City share a common interest in developing tourism with the goal of promoting economic development and commercial revitalization, and

WHEREAS, the County and the City recognize the value in joining forces on projects and programs, such as signage and tourism infrastructure, that will increase public awareness of, improve access to and increase use of the resources available to local citizens and visitors,

NOW, THEREFORE, in consideration of the mutual promises, terms and obligations hereinafter made, the parties hereto hereby agree as follows:

- 1.) The City of Rome shall construct a waterfront "Welcome Center" at Bellamy Harbor Park, located on the east side of Mill Street along the Barge Canal in the City of Rome.
- 2.) The Welcome Center shall consist of a public shelter structure with public ADA compliant men's and women's restrooms, public water fountains, open space shelter, regional maps, signage for local points of interest and a bicycle repair station.
- 3.) The City shall provide all maintenance to the Welcome Center, including but not limited to, inspection and monitoring, mowing, litter removal, surface maintenance year-round, sign maintenance and repair.

- 4.) The County shall make a one-time payment to the City in the amount of Three Hundred Fifty Thousand and No/100ths Dollars (\$350,000.00) within 30 days of submission by the City of the agreement to construct the Welcome Center.
- 5.) This Agreement shall be effective upon the later to occur of (i) its approval by the Oneida County Legislature or (ii) its approval by Rome City Council.
- 6.) This Agreement may not be modified or amended except by a writing of equal formality signed by both parties.

County of Oneida

By: _____
Anthony J. Picente, Jr.
Oneida County Executive

City of Rome

By: _____
Joseph R. Fusco, Jr.
Mayor

Approved as to Form

Peter M. Rayhill




ONEIDA COUNTY DEPARTMENT OF PERSONNEL

County Office Building 800 Park Avenue Utica, New York 13501-2986
Phone: (315) 798-5725 Fax: (315) 798-6490 Email: personnel@ocgov.net
Web site: www.ocgov.net

June 26, 2015

FN 2015-255



Anthony J. Picente, Jr.
Oneida County Executive
800 Park Avenue
Utica, New York 13501

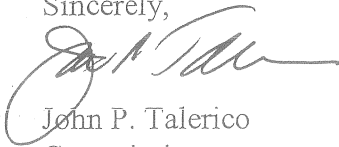
WAYS & MEANS

Dear County Executive Picente:

I am in receipt of correspondence from Oneida County District Attorney Scott D. McNamara, requesting the creation of a new full-time position in the District Attorney's Office. His justification letter is attached. I have reviewed the New Position Duties Statement and determined the appropriate title be Save Our Streets Program Director. I have added the title to the Oneida County Classification Plan and have attached the adopted job specification. I am recommending the salary for this title be set at Grade 28W Step 1 \$37,589.

If you concur, please forward this letter to the Board of Legislators and ask that they: 1) set the salary for the title Save Our Streets Program Director at Grade 28W Step 1 \$37,589 and, 2) create the new position of Save Our Streets Program Director.

Sincerely,




John P. Talerico
Commissioner

Attachments

Copy: Scott D. McNamara, District Attorney

Reviewed and Approved for submittal to the
Oneida County Board of Legislators by


Anthony J. Picente, Jr.
County Executive

Date 6/26/15

ONEIDA COUNTY
OFFICE OF THE DISTRICT ATTORNEY

Scott D. McNamara
District Attorney

Michael A. Coluzza
First Assistant

Laurie Lisi
Matthew P. Worth
Joseph A. Saba
Grant J. Garramone
Steven G. Cox
Stacey L. Paolozzi
Bernard L. Hyman, Jr.
Todd C. Carville
Robert L. Bauer
Michael R. Nolan

Dawn Catera Lupi
First Assistant

Joshua L. Bauer
Christopher D. Hameline
Steven P. Feiner
Sarah F. DeMellier
Luke C. Davignon
William J. Barry III
Kevin J. Dwyer
Stephanie N. Singe
Paul S. Kelly
Travis J. Voxall
Maria Murad Blais

June 23, 2015

John P. Talerico, Commissioner
Oneida County Department of Personnel
800 Park Avenue
Utica, New York 13501

Dear John,

By this letter, I am hereby requesting the creation of the position of Save Our Streets Program Director (Grade 28W) for the District Attorney's Office. At the present time, there is grant funding available through the New York State Division of Criminal Justice Services to cover \$24,000 of the salary; however, there is no money available to cover fringe benefits.

If you have any questions or concerns, please contact me.

Thank you.

Very truly yours,



Scott D. McNamara
Oneida County District Attorney

se

Received
ONEIDA
COUNTY
JUN 25 2015
PERSONNEL
DEPARTMENT
Re: [illegible]

97

Civil Division: Oneida County Government
Jurisdictional Class: Competitive
EEO Category: Professionals
Adopted: 06/22/15

SAVE OUR STREETS PROGRAM DIRECTOR

DISTINGUISHING FEATURES OF THE CLASS: This is specialized work in the office of the District Attorney involving the incumbent's responsibility for the management and direction of the group violence reduction strategies employed by the Oneida County Gun Involved Violence Elimination (GIVE) Partnership. The incumbent in this position must have a strong pre-existing working relationship with key stakeholders in the communities most affected by gun violence in the City of Utica. Under the administrative direction of the District Attorney and the direct direction of the Assistant District Attorney, the employee exercises considerable judgment in the formulation of focused deterrence strategies based on the evolving street intelligence relative to gun crimes and related violence affecting the City of Utica. Supervision is not normally a responsibility of this class. The incumbent performs related work as required.

TYPICAL WORK ACTIVITIES: (Illustrative only)

Recruits appropriate team members from the affected community and coordinating team members and individual call-ins with members of targeted groups;
Implements, with the assistance of SOS Team members, group meetings among and between identified offenders to facilitate dialogue about ongoing problems, to identify non-violent solutions, and also to inform and educate them on topics, such as, anger management, alternatives to violence and the dangers of involvement in firearms and narcotics activity;
Is integrally involved in the community and proactively works to diffuse tensions between rival groups to prevent incidents of violence;
Continually works to reinforce the concept of procedural justice in Oneida County;
Serves as a facilitator at ongoing community relations forums involving the District Attorney's Office and Utica Police Department.

FULL PERFORMANCE KNOWLEDGE, SKILLS, ABILITIES AND PERSONAL CHARACTERISTICS:

Good knowledge of management and organizational skills; good knowledge of community resources; good knowledge in the areas of anger management and violence prevention; skill in analyzing and interpreting data and information; ability to relate to affected populations in a culturally sensitive manner; ability to establish and maintain an effective working relationship with coordinating staff; ability to express oneself effectively both orally and in writing; ability to understand oral and written directions; ability to meet the public and to address groups effectively; ability to secure the cooperation of others; tact; resourcefulness.

continued...

MINIMUM QUALIFICATIONS: Either:

- (A) Graduation from a regionally accredited or New York State registered college or university with a Bachelor's degree **AND** eight (8) years of experience working with at-risk youth, victims and offenders in minority communities, **AND** six (6) years of experience conducting community education and forums on the justice system and race relations, **AND** six (6) years of experience in organizing and directing community activities promoting non-violence; **OR**
- (B) Graduation from a regionally accredited or New York State registered two-year college with an Associate's degree **AND** ten (10) years of experience working with at-risk youth, victims and offenders in minority communities, **AND** six (6) years of experience conducting community education and forums on the justice system and race relations, **AND** six (6) years of experience in organizing and directing community activities promoting non-violence; **OR**
- (C) Graduation from high school or possession of a high school equivalency diploma **AND** twelve (12) years of experience working with at-risk youth, victims and offenders in minority communities, **AND** six (6) years of experience conducting community education and forums on the justice system and race relations, **AND** six (6) years of experience in organizing and directing community activities promoting non-violence.

Adopted: 06/22/15



ONEIDA COUNTY
OFFICE OF THE COUNTY EXECUTIVE

ANTHONY J. PICENTE, JR.
County Executive
ce@ocgov.net

Oneida County
Board of Legislators
800 Park Ave.
Utica, New York 13501

FN 20 15-256

July 2, 2015

PUBLIC SAFETY

WAYS & MEANS

Dear Chairman Fiorini:

The District Attorney's Office has been awarded a Gun Involved Violence Elimination Initiative grant (GIVE Initiative) from the Division of Criminal Justice Services of New York State. The District Attorney intends to use this grant to fund a new position, Save Our Streets Program Director, in his office. The grant, which was formally known as the IMPACT Grant, is for \$24,000 and will fund part of the salaries and benefits that will be paid with the position through the rest of 2015 budget year.

I respectfully, request your Board approve the following 2015 Supplemental Appropriation which will pay partially for the Save Our Streets Program Director position within the District Attorney's office.

TO:

AA# A1165.101 Salaries.....	\$19,000.00
AA# A1165.830 Social Security.....	1,450.00
AA# A1165.860 Health Insurance.....	3,550.00
Total:.....	\$24,000.00

This supplemental amount will be fully supported by unanticipated revenue in:

RA# A3039 State Aid – GIVE Initiative.....	\$24,000.00
--	-------------

I also request the following transfer to cover the additional estimated cost that this position will incur in 2015:

TO:

AA# A1165.860 Health Insurance.....	\$ 1,542.00
-------------------------------------	-------------


FROM:

AA# A1165.411 Office Supplies.....	\$ 1,542.00
------------------------------------	-------------

Respectfully Submitted;

Anthony J. Picente, Jr.
County Executive

CC: County Attorney
Budget Office
County Comptroller



80



**ONEIDA COUNTY DEPARTMENT OF
WATER QUALITY & WATER POLLUTION CONTROL**

51 Leland Ave, PO Box 442, Utica, NY 13503-0442
(315) 798-5656 wpc@ocgov.net FAX 724-9812

Anthony J. Picente, Jr.
County Executive

Steven P. Devan, P.E.
Commissioner

FN 20 15 - 257

July 1, 2015

The Honorable Anthony J. Picente, Jr.
Oneida County Executive
800 Park Avenue
Utica, NY 13501

**PUBLIC WORKS
WAYS & MEANS**

Reviewed and Approved for submittal to the
Oneida County Board of Legislators by

Anthony J. Picente, Jr.
Anthony J. Picente, Jr.
County Executive

Date 7-1-15

Re: Clean Water State Revolving Fund
Project No. C6-6070-08-04
Sauquoit Creek Pumping Station/Force Main Upgrades, Digester Construction
State Environmental Quality Review
Determination of Significance

Dear County Executive Picente:

The New York State Environmental Facilities Corporation (EFC) is in the process of doing the final funding review for this project. As this project is part of consent order compliance, by New York State regulation, the project is a Type II action and not subject to State Environmental Quality Review (SEQR).

In 2014, as a result of passing of the Federal budget, the United States Environmental Protection Agency (EPA) added the stipulation to the Clean Water Act that any funding given out as part of the Clean Water State Revolving Fund must be subject to a full environmental review. This change in regulation has put in question EFC's ability to lend money to the project without a full environmental review being done.

Even though EFC and EPA have not come to a final determination on this issue, Department staff decided it was prudent to move forward with SEQR Type I review to comply with EPA regulations. A Full Environmental Assessment Form as been prepared and lead agency status has been given to Oneida County by affected agencies. The environmental review has determined that no significant environmental impacts will occur.

Attached is a draft of a resolution that must be passed by the Board of Legislators to affirm that the project will result in no significant adverse impacts on the environment and, therefore, an environmental impact statement need not be prepared. The resolution also has Oneida County issue a Negative Declaration with regard to proposed improvements and modifications to County owned and operated wastewater management facilities.

Following this process satisfies the requirements of EPA and EFC regarding conducting a full environmental review.

To meet EFC funding deadlines, I would appreciate consideration of this request by you and Board of Legislators so that the legislation could be acted upon during the July 8th meeting.



The Honorable Anthony J. Picente, Jr.
July 1, 2015
Page 2 of 2

I am available to meet with you or the Board at your convenience to discuss this request and explain the change in the project in more detail.


Thank you for your consideration in this matter.

Sincerely,

**THE ONEIDA COUNTY DEPARTMENT OF
WATER QUALITY AND WATER POLLUTION CONTROL**

Steven P. Devan, P.E.
Commissioner

Cc: Brian D. Miller - Chairman-DPW Committee
Peter M. Rayhill, Esq. - Oneida County Attorney
Karl Schrantz, P.E. - O'Brien and Gere



82