



# Oneida County, New York

## Cancer Burden Profile, 2011

### In 2011, the American Cancer Society estimates\*:

1,596,670 new cancer cases will be diagnosed in the U.S. - including 107,260 in New York

571,950 cancer deaths will occur in the U.S. - including 34,350 in New York

#### For Oneida County residents:

- > **28** individuals are diagnosed with cancer *each week*
- > **11** individuals die from cancer *each week*

#### The Burden in Oneida County:

##### Annual incidence rates have **increased**:

> There were an average of 489.0 cases per 100,000 people per year in 1994-1998. This rate was 512.2 for 2004-2008.

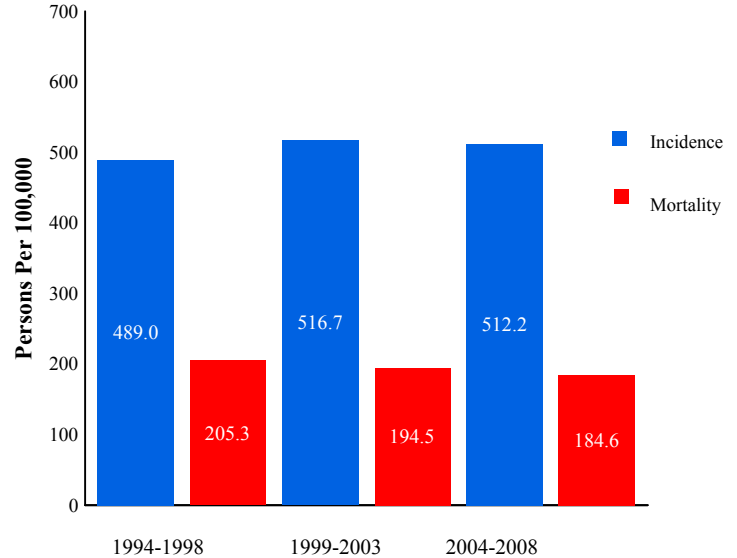
> The annual incidence rate has **increased** 4.7% since 1994-1998.

##### Annual mortality rates have **decreased**:

> There were an average of 205.3 deaths per 100,000 people per year in 1994-1998. This rate was 184.6 for 2004-2008.

> The annual mortality rate has **decreased** 10.1% since 1994-1998.

#### Incidence & Mortality Rates, 1994-2008



Note: Rates are per 100,000, age-adjusted to the 2000 US Standard Population

Source: NYS DOH, State Cancer Registry, 2011

#### Four cancer sites represent **52.4%** of all new cancer cases and **49.5%** of all new cancer deaths in Oneida County\*\*:

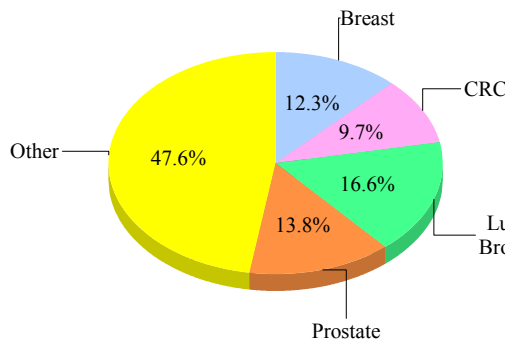
Lung & bronchus cancers account for **16.6%** of all cancer cases and **29.1%** of all cancer deaths. This disproportionate mortality highlights the crucial need for prevention & cessation of tobacco use.

Prostate cancer accounts for **13.8%** of all cancer cases and **4.8%** of all cancer deaths.

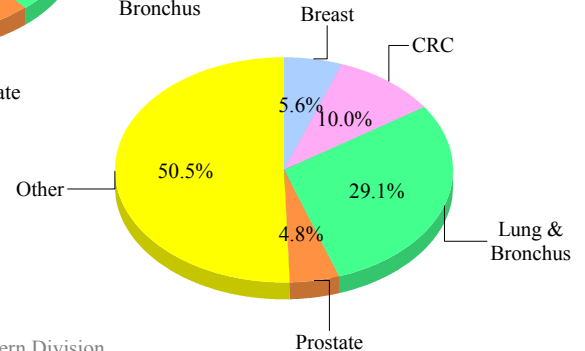
Female breast cancer accounts for **12.3%** of all cancer cases and **5.6%** of all cancer deaths.

Colorectal cancer accounts for **9.7%** of all cancer cases and **10.0%** of all cancer deaths. This reflects the lower screening & early detection rates for this cancer.

#### Percent of All Cases



#### Percent of All Deaths



\* American Cancer Society, Cancer Facts & Figures, 2011

\*\* Estimate based on average annual cases and deaths 2004-2008  
NYS DOH, State Cancer Registry, 2011

NY State Cancer Plan:

<http://www.nyscancerconsortium.org/>

Oneida County Demographics		
	Oneida	NYS Excl. NYC
Total Population (2010)	234,878	7,420,974
Population Density (people / sq. mile. 2010)	194	158
Percent Population Age 65+ (2009)	16.0%	13.2%
Percent Population in Poverty (2009)	14.4%	14.2% (NYS)
Median Household Income (2009)	\$45,663	\$54,554 (NYS)
Less than H.S. Diploma (% of 25+ pop., 2009)	14.4%	15.8% (NYS)

Source: U.S. Census Bureau, 2011

Oneida County Cases & Deaths Per Year 2004-2008				
Cancer Site	Cases		Deaths	
	Male	Female	Male	Female
All Sites	750	692	278	271
Colorectal	74	67	28	27
Lung & Bronchus	125	114	87	73
Female Breast	n/a	177	n/a	31
Prostate	200	n/a	26	n/a


Source: NYS DOH, State Cancer Registry, 2011

Oneida County Average Annual Incidence & Mortality Rates, 2004-2008*					
<b>All Cancers (All malignant cancers)</b>			<b>Lung &amp; Bronchus</b>		
	Incidence Rates		Mortality Rates		
	Male	Female	Male	Female	
NYS excl. NYC	598.0	460.3	214.3	156.6	
Oneida	598.3	454.2	224.7	159.6	
<b>Colorectal</b>			<b>Prostate</b>		
	Incidence Rates		Mortality Rates		
	Male	Female	Male	Female	
NYS excl. NYC	57.1	43.6	19.9	14.3	
Oneida	59.3	39.0	22.5	14.6	
<b>Female Breast</b>			<b>Melanoma of the Skin</b>		
	Incidence Rates		Mortality Rates		
	Male	Female	Male	Female	
NYS excl. NYC	n/a	133.5	n/a	22.8	
Oneida	n/a	119.3	n/a	17.9	

\* Rates are per 100,000 persons age-adjusted to the 2000 U.S. standard population.  
 # Rate is suppressed when fewer than 5 cases or deaths to ensure statistical reliability  
 Source: NYS DOH, State Cancer Registry, 2011

Local American Cancer Society Office

100 Lomond Ct.  
 Utica, NY 13502  
 Phone 1-800-ACS-2345 or [www.cancer.org](http://www.cancer.org)



Oneida County Percent of Cases Detected at Early Stage, 2004-2008		
The best survival rates occur for those who are diagnosed with early stage disease.		
Cancer Site	Oneida County	NYS excl. NYC
Colorectal-Male	44.0%	46.0%
Colorectal-Female	38.6%	44.1%
Female Breast	63.9%	64.8%
Prostate	86.8%	85.8%

Source: NYS DOH, State Cancer Registry, 2011