



# Communicable Disease

Oneida County Health Department

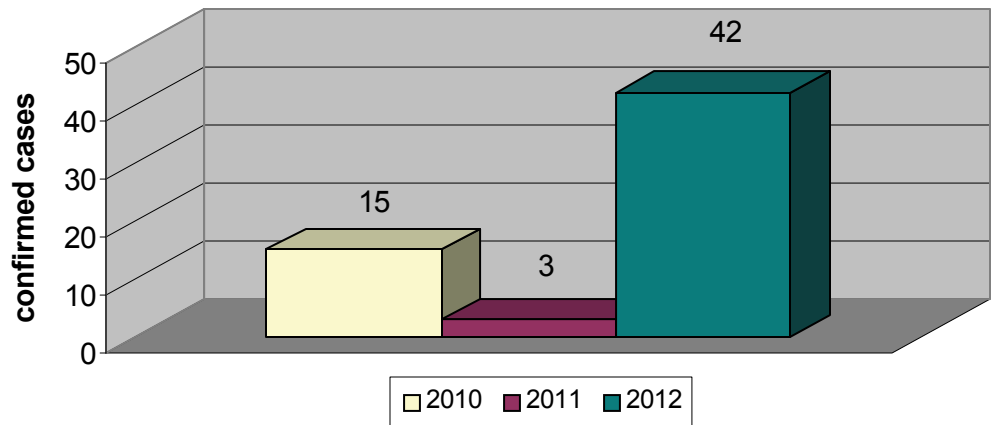
January 2013

## YEAR - END STATISTICS - 2012

**FLU.GOV**  
 Know what to do about the flu.  
 VISIT FLU.GOV  
 SHARE THIS WIDGET

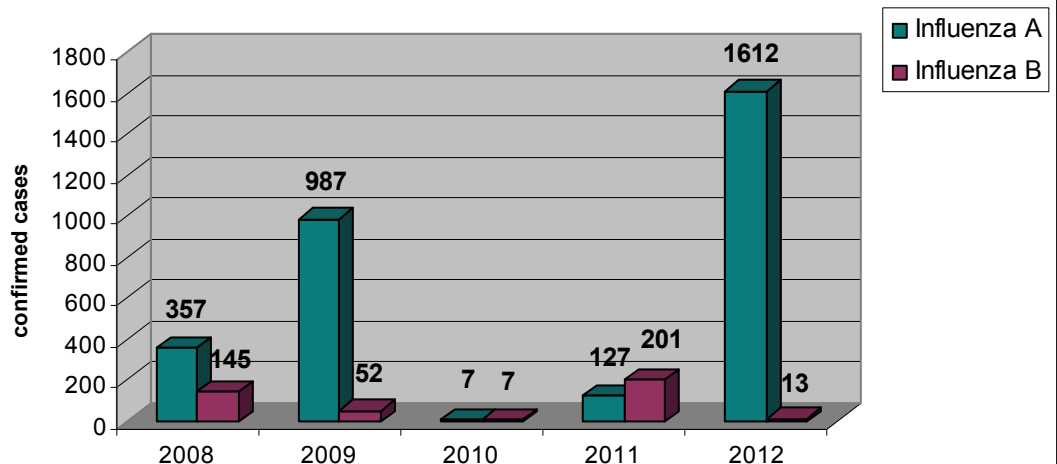
### PERTUSSIS

PERTUSSIS IN ONEIDA COUNTY COMPARISON DATA 2010-2012



### INFLUENZA BY CALENDAR YEAR

INFLUENZA IN ONEIDA COUNTY 5 YEAR COMPARISON DATA



TOTAL CONFIRMED INFLUENZA CASES in ONEIDA COUNTY as of

January 22, 2013

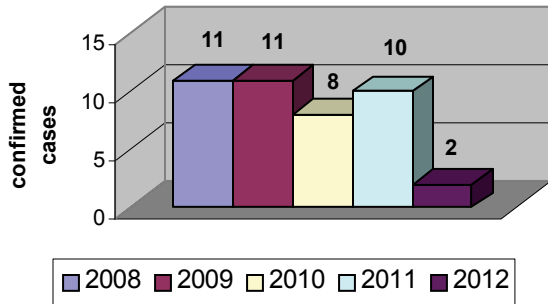
**1577 Influenza A**

**14 Influenza B**

Most providers reporting no shortage of vaccine

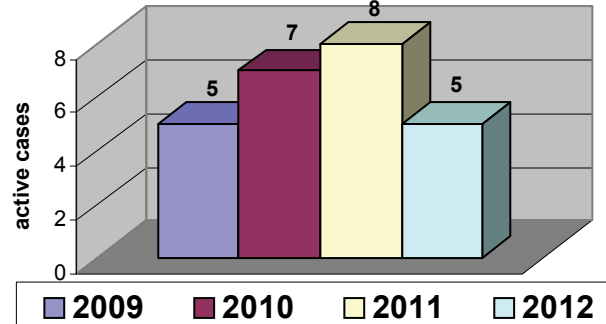
## LEGIONELLA

**LEGIONELLOSIS IN ONEIDA COUNTY  
2008-2012**



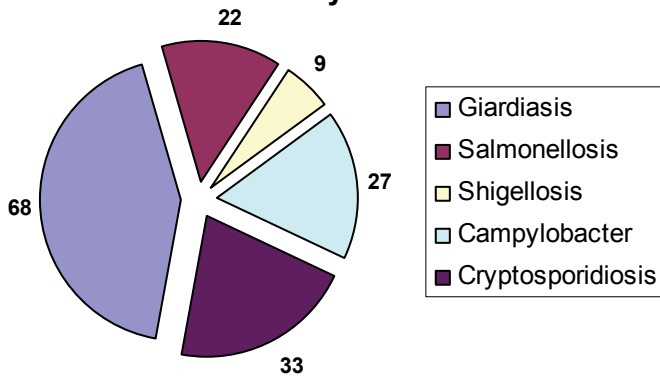
## TUBERCULOSIS

**TUBERCULOSIS IN ONEIDA COUNTY  
COMPARISON DATA 2009-2012**



## FOOD AND WATERBORNE DISEASE

**Food and Waterborne Disease in Oneida  
County 2012**



## SEXUALLY TRANSMITTED DISEASES - 2012

|                  |            |
|------------------|------------|
| <b>CHLAMYDIA</b> | <b>735</b> |
| <b>GONORRHEA</b> | <b>142</b> |
| <b>SYPHILLIS</b> | <b>3</b>   |

## LYME DISEASE

**LYME DISEASE IN ONEIDA COUNTY  
COMPARISON DATA 2010-2012**

